



Help Wanted in Clackamas County

**Results from the 2020
Job Vacancy Survey**



Clackamas County had roughly 3,900 job vacancies at any given time in 2020.

We surveyed 1,500 private employers with two or more employees.

If they were hiring, employers gave details about each vacancy, including:

- Job title
- Full- or part-time status
- Permanent or temporary status
- Starting wage or salary
- Education and experience requirements

Businesses also identified if their vacancies were difficult to fill, and if so, they wrote in the primary reason they faced hiring challenges.

Across Oregon, businesses reported roughly 44,400 vacancies at any given time in 2020.

Oregon Job Vacancies

	2019	2020
Vacancies	57,241	44,408
Average Hourly Wage	\$18.81	\$18.05
Full-time Positions	77%	79%
Permanent Positions	93%	92%
Requiring Education Beyond High School	34%	33%
Requiring Previous Experience	57%	53%
Difficult to Fill	57%	51%

Source: Oregon Employment Department

Vacancies dropped 22% from the level in 2019. Employers continued to hire throughout the COVID pandemic.

2020 was not a typical year for Oregon businesses, yet many of the characteristics Oregon employers are looking for didn't change much during the pandemic recession.

A typical job vacancy tends to be for a full-time, permanent position. About one-third require education beyond high school and half require previous experience.



Starting in spring 2020, employers were asked “Is this location closed or operations curtailed due to COVID-19 restrictions?”

- Nearly one out of five responses (18%) indicated a closure or curtailment due to COVID-19 in spring 2020. The share dropped to 7% in summer and 6% of respondents to the fall 2020 survey.
- The leisure and hospitality and other services industries most often responded that operations were affected.
- Employers in the Portland-metro area and Northwest Oregon reported the highest shares of affected businesses.

Private health care and social assistance reported the most vacancies of any industry, closely followed by leisure and hospitality.

Clackamas County Job Vacancies by Industry, 2020

Industry	Vacancies	Average Wage
All Industries	3,921	\$19.23
Health care and social assistance	920	\$21.32
Leisure and hospitality	751	\$12.95
Construction	391	\$27.54
Manufacturing	370	\$20.47
Management, administrative, and waste services	305	\$20.89
Wholesale trade	266	\$16.63
Other services	258	\$18.79
Financial activities	231	\$19.16
Professional, scientific, and technical services	126	\$22.67
Retail trade	101	\$12.00
Transportation, warehousing, and utilities	99	\$18.86
Information	61	\$12.75
Private educational services	35	n/a
Natural resources and mining	7	n/a



Food prep and serving occupations represented the group with the most vacancies.

Clackamas County Job Vacancies by Occupation Group, 2020

Occupation Group	Vacancies	Average Wage
All Occupations	3,921	\$19.23
Food Preparation and Serving Related	637	\$13.05
Health Care Support	424	\$16.22
Construction and Extraction	328	\$27.08
Transportation and Material Moving	315	\$19.05
Production	294	\$19.39
Installation, Maintenance, and Repair	289	\$21.32
Building and Grounds Cleaning and Maintenance	267	\$15.59
Office and Administrative Support	210	\$18.28
Sales and Related	200	\$12.52
Health Care Practitioners and Technical	185	\$30.16
Personal Care and Service	183	\$13.67
Management	174	\$23.37
Business and Financial Operations	127	\$25.56
Education, Training, and Library	100	\$14.58
Community and Social Service	52	\$41.30
Architecture and Engineering	48	\$33.00
Computer and Mathematical	30	n/a
Farming, Fishing, and Forestry	26	n/a
Arts, Design, Entertainment, Sports, and Media	22	n/a
Protective Service	10	n/a



Area businesses were hiring for a variety of jobs across the economy in 2020. They reported vacancies for 109 different occupations.

Top Occupations in Clackamas County With the Highest Number of Job Vacancies, 2020

Occupation	Vacancies
All Occupations	3,921
Fast Food and Counter Workers	391
Nursing Assistants	224
Retail Salespersons	161
Personal Care Aides	147
Heavy and Tractor-Trailer Truck Drivers	131
Maintenance and Repair Workers, General	122
Janitors and Cleaners, Except Maids and Housekeeping Cleaners	121
Stockers and Order Fillers	117
Roofers	96
Receptionists and Information Clerks	94
Landscaping and Groundskeeping Workers	86
Automotive Service Technicians and Mechanics	73
Registered Nurses	73
Property, Real Estate, and Community Association Managers	66
Business Operations Specialists, All Other	63



Some occupational vacancies are more difficult to fill than others.

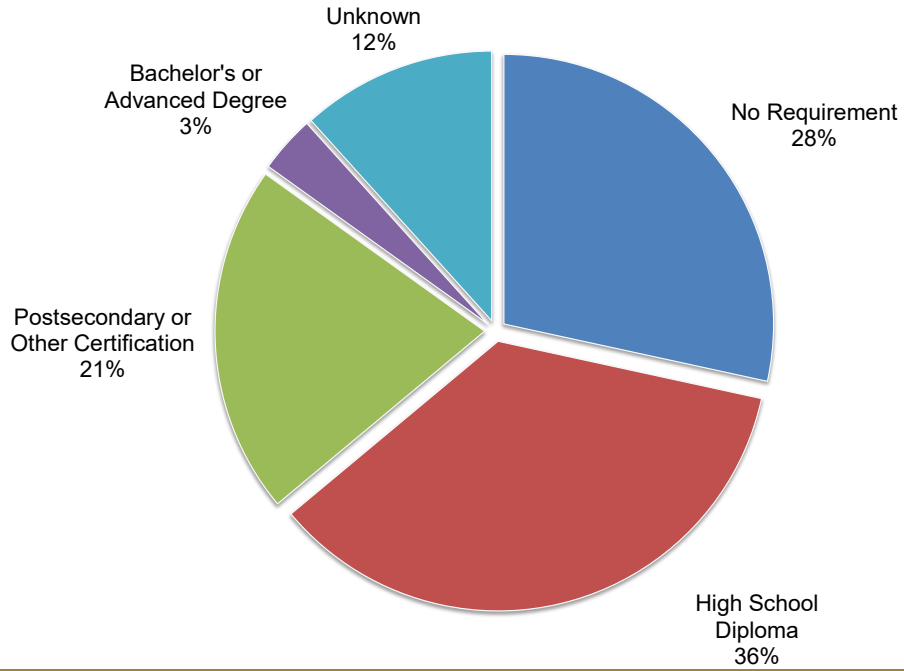
Top Clackamas County Occupations With the Highest Number of Difficult-to-Fill Job Vacancies, 2020

Occupation	Vacancies
Difficult-to-Fill Vacancies in All Occupations	1,920
Nursing Assistants	163
Personal Care Aides	107
Roofers	96
Landscaping and Groundskeeping Workers	86
Janitors and Cleaners, Except Maids and Housekeeping Cleaners	81
Heavy and Tractor-Trailer Truck Drivers	79
Plumbers, Pipefitters, and Steamfitters	58
Mental Health Counselors	52
Managers, All Other	52
Preschool Teachers, Except Special Education	52
Hosts and Hostesses, Restaurant, Lounge, and Coffee Shop	45
Bartenders	45
Construction Laborers	45
Registered Nurses	40



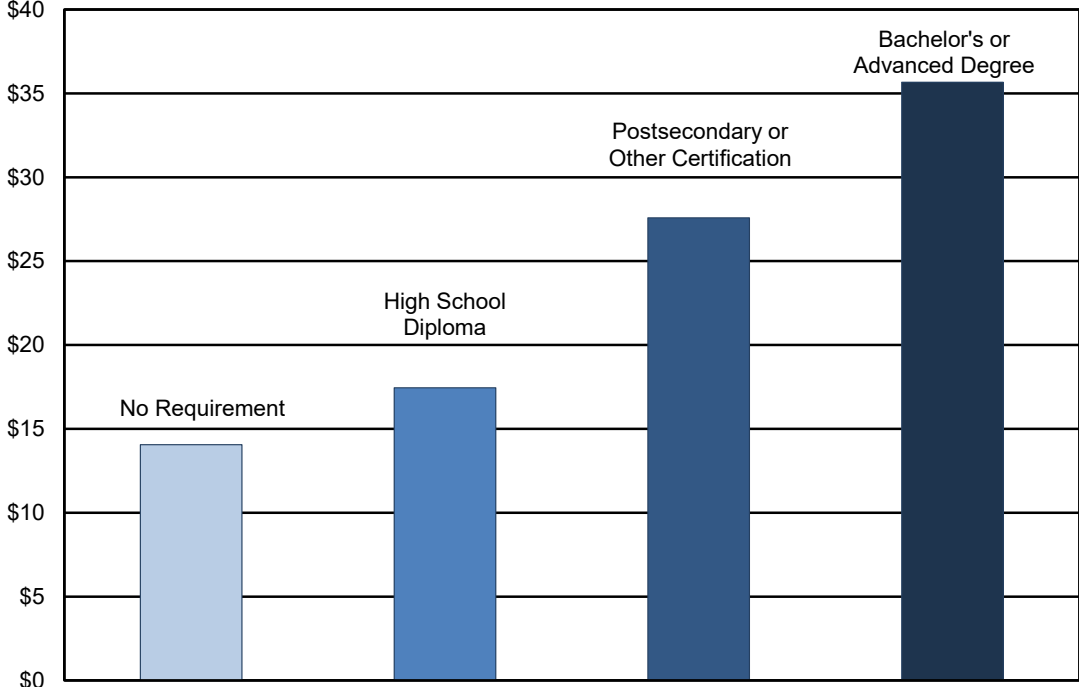
More than half (64%) of all Clackamas job vacancies required no education beyond high school.

Clackamas County Job Vacancies by Education Requirement, 2020



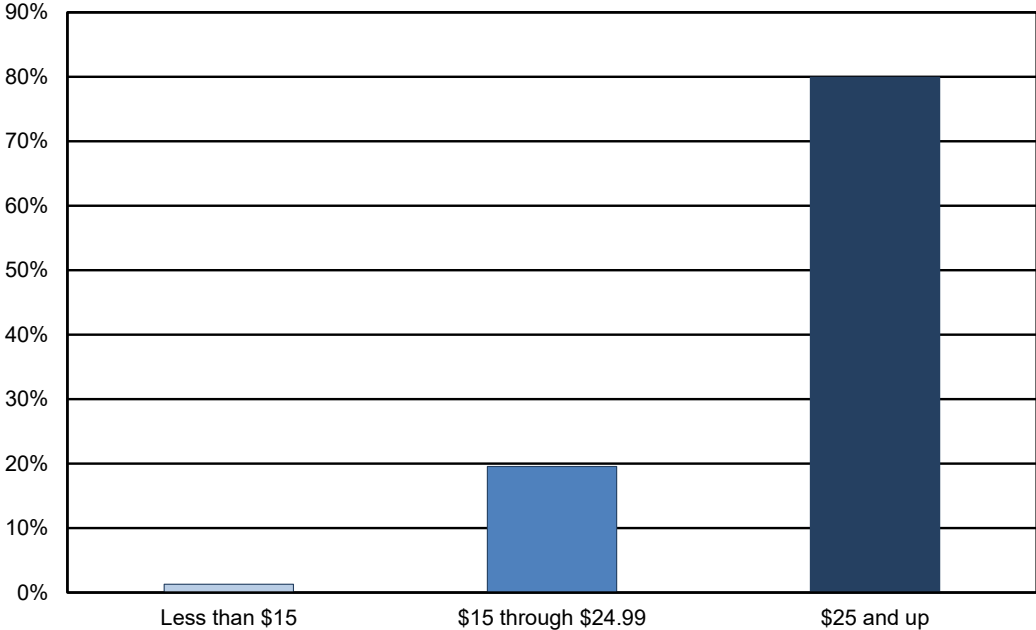
Average hourly wages generally increase along with education requirements for job vacancies...

Average Hourly Wage for Clackamas County Job Vacancies by Educational Requirement, 2020



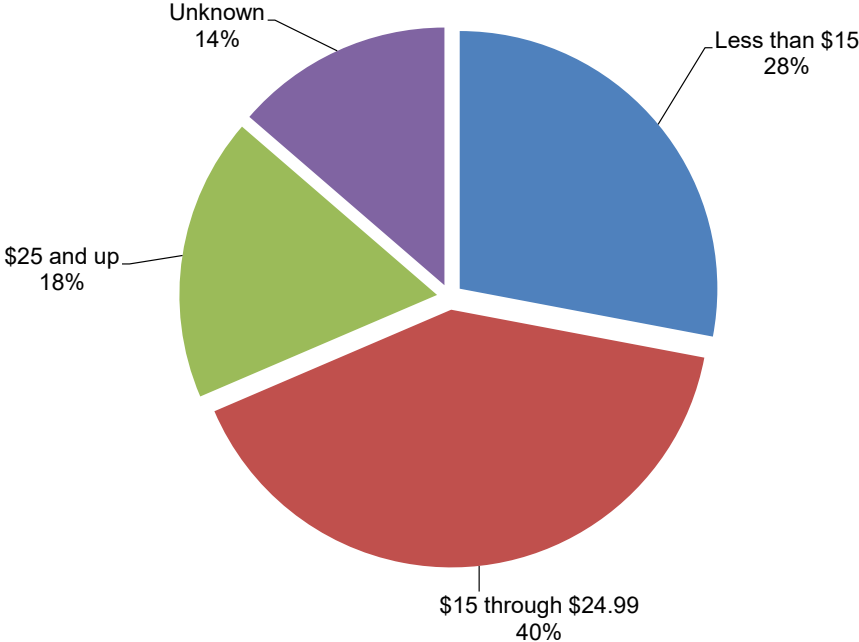
...and high-paying vacancies are more likely to require education beyond high school.

Share of Clackamas County Vacancies Requiring Education Beyond High School by Hourly Wage Range 2020



Roughly three out of 10 (28%) of all vacancies in Clackamas County pay less than \$15 per hour.

Clackamas County Job Vacancies by Hourly Wage, 2020



Vacancies requiring higher education are more likely to be high-paying, full-time, and require prior experience.

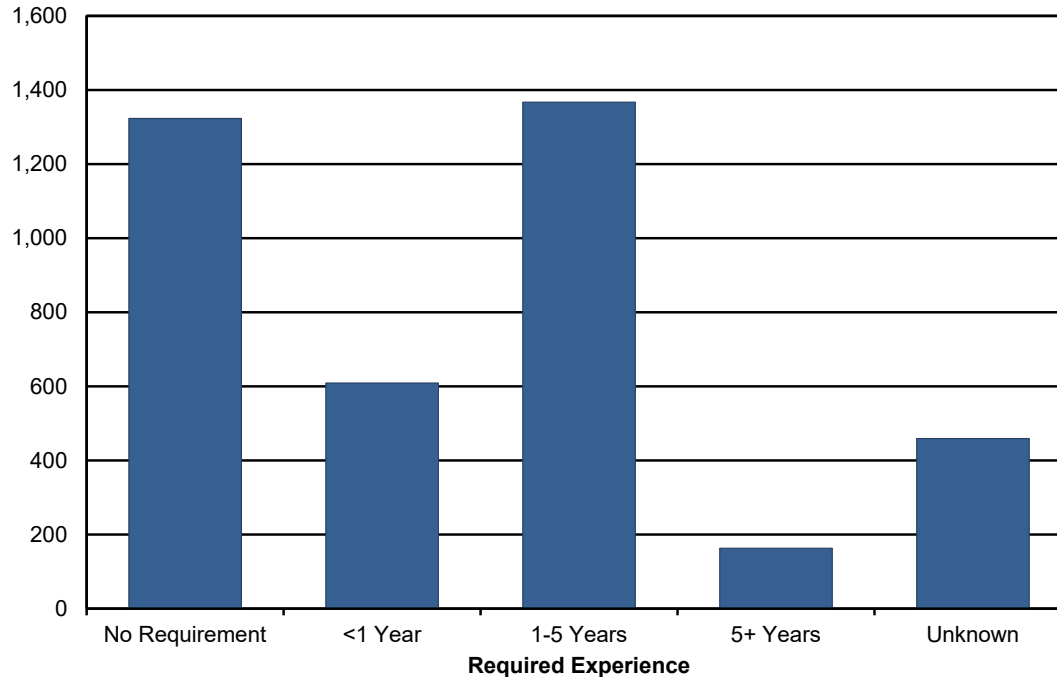
Clackamas County Job Vacancies by Required Education Level, 2020

Required Education Level	Vacancies	Average Hourly Wage	Full-time Positions	Permanent Positions	Require Previous Experience	Difficult to Fill
All Education Levels	3,921	\$19.23	80%	93%	55%	49%
No Requirement	1,114	\$14.06	60%	98%	25%	35%
High School Diploma	1,393	\$17.45	86%	85%	74%	46%
Postsecondary or Other Certification	822	\$27.58	89%	100%	77%	87%
Bachelor's or Advanced Degree	134	\$35.67	95%	83%	100%	72%
Unknown	458	\$20.50	90%	94%	15%	16%



More than half (55%) of all Clackamas County vacancies require previous work experience.

Clackamas County Job Vacancies by Required Previous Experience, 2020



High-paying vacancies are more likely to require a combination of education and previous experience.

Clackamas County Job Vacancies by Hourly Wage Range, 2020

Wage (per hour)	Vacancies	Average Hourly Wage	Full-time Positions	Permanent Positions	Require Education Beyond High School	Require Previous Experience	Difficult to Fill
All Wage Ranges	3,921	\$19.23	80%	93%	28%	55%	49%
Less than \$15	1,097	\$12.95	55%	92%	1%	31%	33%
\$15 through \$24.99	1,591	\$17.53	88%	91%	20%	68%	56%
\$25 and up	697	\$33.01	92%	97%	80%	91%	82%
Unknown	536		90%	96%	61%	14%	18%



The Oregon Job Vacancy Survey captures information for nine sub-state areas.

Survey Region	Counties
Central Oregon/East Cascades	Crook, Deschutes, Gilliam, Hood River, Jefferson, Klamath, Lake, Sherman, Wasco, Wheeler
Clackamas	Clackamas
Eastern Oregon	Baker, Grant, Harney, Malheur, Morrow, Umatilla, Union, Wallowa
Lane	Lane
Mid-Valley	Linn, Marion, Polk, Yamhill
Northwest Oregon	Benton, Clatsop, Columbia, Lincoln, Tillamook
Portland-Metro	Multnomah, Washington
Rogue Valley	Jackson, Josephine
Southwestern Oregon	Coos, Curry, Douglas

Two out of five vacancies in Oregon were in the Portland Tri-County (Portland Metro and Clackamas) area.

Oregon Job Vacancies by Geography, 2020

Geography	Vacancies	Average Hourly Wage	Full-time Positions	Permanent Positions	Require Education Beyond High School	Require Previous Experience	Difficult to Fill
Oregon Statewide	44,408	\$18.05	79%	92%	33%	53%	51%
Portland Metro	13,429	\$19.14	86%	96%	38%	50%	33%
Mid-Valley	6,995	\$17.53	72%	92%	29%	58%	52%
East Cascades	4,402	\$17.52	79%	89%	32%	51%	60%
Lane	4,029	\$17.54	75%	88%	35%	52%	61%
Clackamas	3,921	\$19.23	80%	93%	28%	55%	49%
Rogue Valley	3,749	\$16.77	72%	95%	29%	56%	65%
Eastern Oregon	2,527	\$17.13	83%	90%	38%	47%	70%
Northwest Oregon	2,255	\$17.64	67%	85%	30%	49%	67%
Southwestern Oregon	2,195	\$17.25	73%	92%	34%	56%	68%
Multi-area or unknown	906	\$21.29	94%	86%	50%	72%	48%





Amy Vander Vliet, Regional Economist

Oregon Employment Department

Amy.S.VanderVliet@oregon.gov

(971) 804-2099

Find the latest workforce and economic research at QualityInfo.org, or join the conversation on Twitter [@OED_Research](https://twitter.com/OED_Research).

