



Help Wanted in the East Cascades

**Results from the 2020
Job Vacancy Survey**



The East Cascades had roughly 4,400 job vacancies at any given time in 2020.

We surveyed 1,500 private employers with two or more employees.

If they were hiring, employers gave details about each vacancy, including:

- Job title
- Full- or part-time status
- Permanent or temporary status
- Starting wage or salary
- Educational and experience requirements

Businesses also identified if their vacancies were difficult to fill, and if so, they wrote in the primary reason they faced hiring challenges.

Overall, Oregon businesses reported roughly 44,400 vacancies at any given time in 2020.

Oregon Job Vacancies

	2019	2020
Vacancies	57,241	44,408
Average Hourly Wage	\$18.81	\$18.05
Full-time Positions	77%	79%
Permanent Positions	93%	92%
Requiring Education Beyond High School	34%	33%
Requiring Previous Experience	57%	53%
Difficult to Fill	57%	51%

Source: Oregon Employment Department

Vacancies dropped 22% from the level in 2019. Employers continued to hire throughout the COVID pandemic.

2020 was not a typical year for Oregon businesses, yet many of the characteristics Oregon employers are looking for didn't change much during the pandemic recession.

A typical job vacancy tends to be for a full-time, permanent position. About one-third require education beyond high school and half require previous experience.



Starting in spring 2020, employers were asked “Is this location closed or operations curtailed due to COVID-19 restrictions?”

- Nearly one out of five responses (18%) indicated a closure or curtailment due to COVID-19 in spring 2020. The share dropped to 7% in summer and 6% of respondents to the fall 2020 survey.
- The leisure and hospitality and other services industries most often responded that operations were affected.
- Employers in the Portland-metro area and Northwest Oregon reported the highest shares of affected businesses.

Private health care and social assistance reported the most vacancies of any industry.

East Cascades Job Vacancies by Industry, 2020

Industry	Vacancies	Average Wage
All Industries	4,402	\$17.52
Health care and social assistance	836	\$17.90
Construction	733	\$20.54
Management, administrative, and waste services	591	\$17.50
Leisure and hospitality	506	\$13.43
Retail trade	419	\$16.50
Manufacturing	259	\$15.72
Transportation, warehousing, and utilities	236	\$16.59
Other services	227	\$15.53
Natural resources and mining	195	\$13.62
Wholesale trade	137	\$22.40
Financial activities	116	\$18.83
Professional, scientific, and technical services	92	\$24.00
Information	55	\$23.43



Construction and extraction occupations represented the group with the most vacancies.

East Cascades Job Vacancies by Occupation Group, 2020

Occupation Group	Vacancies	Average Wage
All Occupations	4,402	\$17.52
Construction and Extraction	559	\$20.51
Sales and Related	499	\$15.87
Transportation and Material Moving	425	\$16.45
Food Preparation and Serving Related	373	\$12.97
Office and Administrative Support	332	\$15.57
Installation, Maintenance, and Repair	271	\$21.50
Health Care Support	236	\$14.12
Farming, Fishing, and Forestry	233	\$13.46
Personal Care and Service	227	\$13.39
Building and Grounds Cleaning and Maintenance	227	\$14.96
Production	210	\$15.15
Community and Social Service	176	\$18.48
Health Care Practitioners and Technical	155	\$28.59
Education, Training, and Library	141	\$14.37
Business and Financial Operations	108	\$29.78
Protective Service	58	\$14.12
Management	54	\$37.92
Arts, Design, Entertainment, Sports, and Media	45	\$15.32
Life, Physical, and Social Science	37	\$16.78
Computer and Mathematical	36	\$31.48



Area businesses were hiring for a variety of jobs across the economy in 2020. They reported vacancies for 114 different occupations.

Top East Cascades Occupations With the Highest Number of Job Vacancies, 2020

<u>Occupation</u>	<u>Vacancies</u>
All Occupations	4,402
Sales Representatives of Services, Except Advertising, Insurance, Financial S	261
Retail Salespersons	173
Farmworkers and Laborers, Crop, Nursery, and Greenhouse	171
Construction Laborers	152
Heavy and Tractor-Trailer Truck Drivers	147
Electricians	146
Nursing Assistants	145
Fast Food and Counter Workers	141
Heating, Air Conditioning, and Refrigeration Mechanics and Installers	135
Production Workers, All Other	113
Landscaping and Groundskeeping Workers	108
Shuttle Drivers and Chauffeurs	98
Hairdressers, Hairstylists, and Cosmetologists	98
Social and Human Service Assistants	97
Office and Administrative Support Workers, All Other	91
Drywall and Ceiling Tile Installers	76
Personal Care Aides	75
Plasterers and Stucco Masons	73



Some occupational vacancies are more difficult to fill than others.

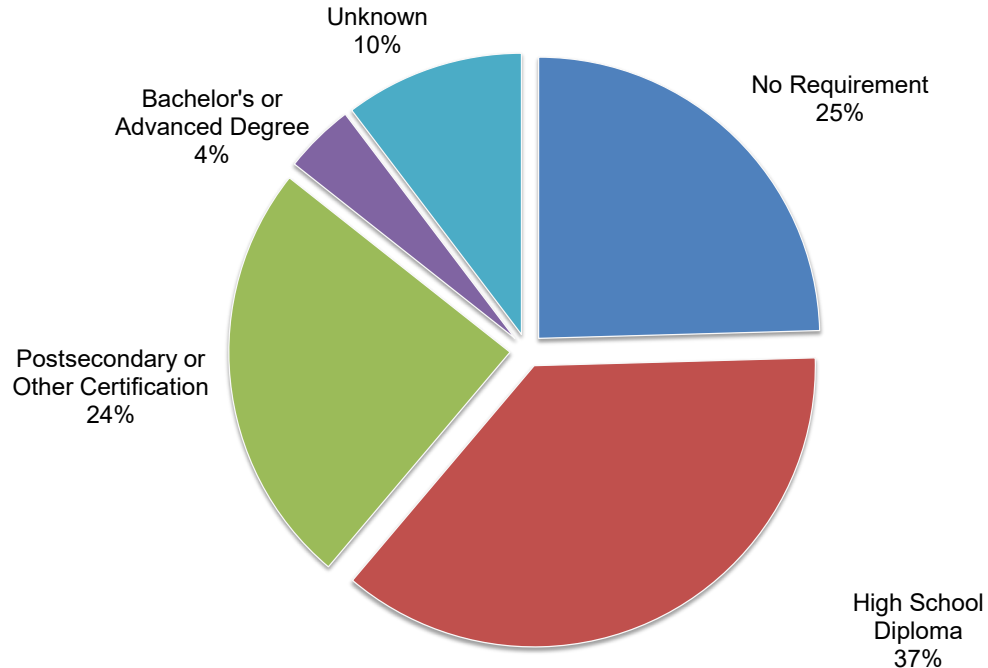
Top East Cascades Occupations With the Highest Number of Difficult-to-Fill Job Vacancies, 2020

Occupation	Vacancies
Difficult-to-Fill Vacancies in All Occupations	2,661
Sales Representatives of Services, Except Advertising, Insurance, Financial S	261
Farmworkers and Laborers, Crop, Nursery, and Greenhouse	171
Heavy and Tractor-Trailer Truck Drivers	147
Electricians	146
Heating, Air Conditioning, and Refrigeration Mechanics and Installers	124
Construction Laborers	98
Retail Salespersons	88
Fast Food and Counter Workers	85
Drywall and Ceiling Tile Installers	76
Plasterers and Stucco Masons	73
Nursing Assistants	70
Personal Care Aides	64



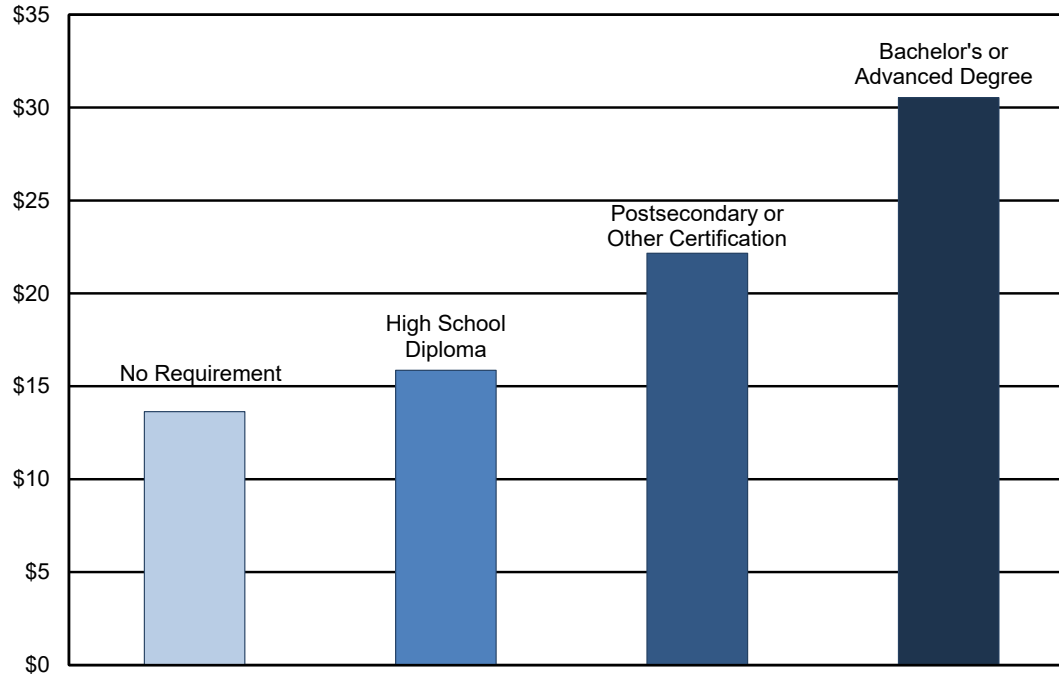
Most (61%) East Cascades job vacancies required no education beyond high school.

East Cascades Job Vacancies by Education Requirement, 2020



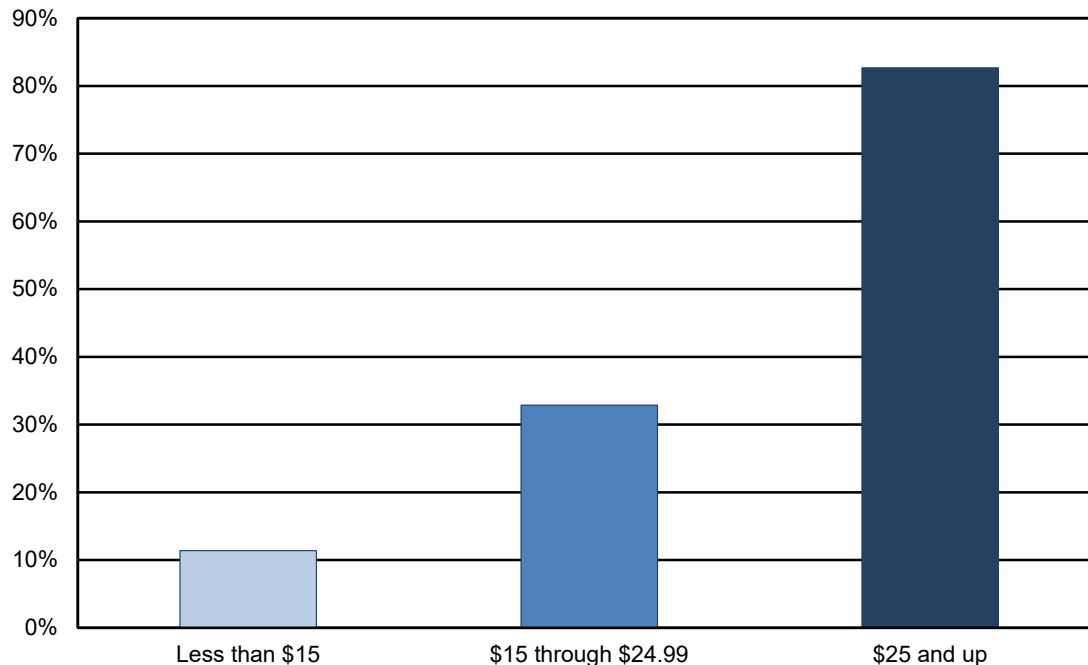
Average hourly wages generally increase along with education requirements for job vacancies...

Average Hourly Wage for East Cascades Job Vacancies
by Education Requirement, 2020



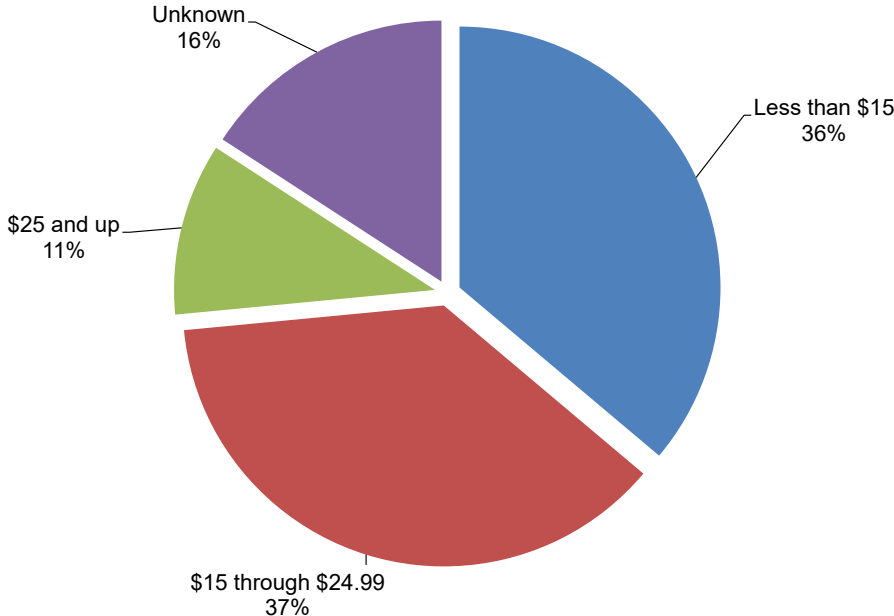
...and high-paying vacancies are more likely to require education beyond high school.

Share of East Cascades Job Vacancies Requiring Education Beyond High School by Hourly Wage Range, 2020



36% of job vacancies in the East Cascades pay less than \$15 per hour.

East Cascades Job Vacancies by Hourly Wage, 2020



Vacancies requiring higher education are more likely to be high-paying and require prior experience.

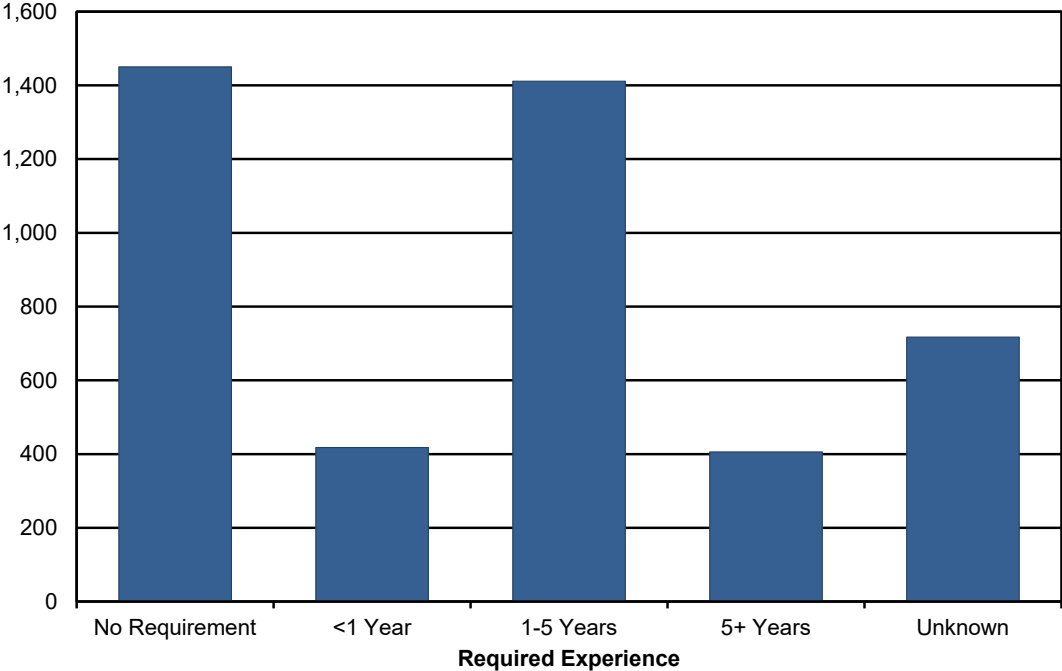
East Cascades Job Vacancies by Required Education Level, 2020

Required Education Level	Vacancies	Average Hourly Wage	Full-time Positions	Permanent Positions	Require Previous Experience	Difficult to Fill
All Education Levels	4,402	\$17.52	79%	89%	51%	60%
No Requirement	1,081	\$13.63	56%	78%	31%	67%
High School Diploma	1,612	\$15.86	82%	93%	52%	63%
Postsecondary or Other Certification	1,077	\$22.16	93%	98%	75%	59%
Bachelor's or Advanced Degree	178	\$30.53	100%	100%	100%	59%
Unknown	454	\$17.97	78%	78%	17%	40%



Just over half (51%) of all East Cascades vacancies require previous work experience.

East Cascades Job Vacancies by Experience Requirement, 2020



High-paying vacancies are more likely to require a combination of education and previous experience.

East Cascades Job Vacancies by Hourly Wage Range, 2020

Wage (per hour)	Vacancies	Average Hourly Wage	Full-time Positions	Permanent Positions	Require Education Beyond High School	Require Previous Experience	Difficult to Fill
All Wage Ranges	4,402	\$17.52	79%	89%	32%	51%	60%
Less than \$15	1,591	\$12.92	54%	73%	11%	25%	68%
\$15 through \$24.99	1,644	\$17.33	93%	98%	33%	76%	51%
\$25 and up	470	\$33.79	99%	98%	83%	92%	78%
Unknown	697		89%	99%	42%	22%	55%



The Oregon Job Vacancy Survey captures information for nine sub-state areas.

Survey Region	Counties
Central Oregon/East Cascades	Crook, Deschutes, Gilliam, Hood River, Jefferson, Klamath, Lake, Sherman, Wasco, Wheeler
Clackamas	Clackamas
Eastern Oregon	Baker, Grant, Harney, Malheur, Morrow, Umatilla, Union, Wallowa
Lane	Lane
Mid-Valley	Linn, Marion, Polk, Yamhill
Northwest Oregon	Benton, Clatsop, Columbia, Lincoln, Tillamook
Portland-Metro	Multnomah, Washington
Rogue Valley	Jackson, Josephine
Southwestern Oregon	Coos, Curry, Douglas

Two out of five vacancies in Oregon were in the Portland Tri-County (Portland Metro and Clackamas) area.

Oregon Job Vacancies by Geography, 2020

Geography	Vacancies	Average Hourly Wage	Full-time Positions	Permanent Positions	Require Education Beyond High School	Require Previous Experience	Difficult to Fill
Oregon Statewide	44,408	\$18.05	79%	92%	33%	53%	51%
Portland Metro	13,429	\$19.14	86%	96%	38%	50%	33%
Mid-Valley	6,995	\$17.53	72%	92%	29%	58%	52%
East Cascades	4,402	\$17.52	79%	89%	32%	51%	60%
Lane	4,029	\$17.54	75%	88%	35%	52%	61%
Clackamas	3,921	\$19.23	80%	93%	28%	55%	49%
Rogue Valley	3,749	\$16.77	72%	95%	29%	56%	65%
Eastern Oregon	2,527	\$17.13	83%	90%	38%	47%	70%
Northwest Oregon	2,255	\$17.64	67%	85%	30%	49%	67%
Southwestern Oregon	2,195	\$17.25	73%	92%	34%	56%	68%
Multi-area or unknown	906	\$21.29	94%	86%	50%	72%	48%





Damon Runberg, Regional Economist

Oregon Employment Department

Damon.M.Runberg@oregon.gov

(541) 706-0779

Find the latest workforce and economic research at QualityInfo.org, or join the conversation on Twitter [@OED_Research](https://twitter.com/OED_Research).

