



# **Help Wanted in Northwest Oregon**

## **Results from the 2019 Job Vacancy Survey**



## **Northwest Oregon had roughly 3,400 job vacancies at any given time in 2019.**

We surveyed 1,400 private employers with two or more employees.

If they were hiring, employers gave details about each vacancy, including:

- Job title
- Full- or part-time status
- Permanent or temporary status
- Starting wage or salary
- Educational and experience requirements

Businesses also identified if their vacancies were difficult to fill, and if so, they wrote in the primary reason they faced hiring challenges.

# Health care and social assistance reported the most vacancies of any industry.

## Northwest Oregon Job Vacancies by Industry, 2019

<b>Industry</b>	<b>Vacancies</b>	<b>Average Wage</b>
<b>All Industries</b>	<b>3,357</b>	<b>\$18.34</b>
Health care and social assistance	924	\$25.49
Leisure and hospitality	635	\$13.62
Retail trade	506	\$13.16
Construction	281	\$16.79
Management, administrative, and waste services	269	\$18.22
Natural resources and mining	199	\$16.58
Other services	172	\$14.12
Financial activities	110	\$14.63
Transportation, warehousing, and utilities	91	\$22.99
Professional, scientific, and technical services	68	\$19.38
Manufacturing	67	\$22.85
Private educational services	19	n/a
Information	10	n/a

*Excludes unclassified employers with reported vacancies*



# Food preparation and serving occupations represented the group with the most vacancies.

Northwest Oregon Job Vacancies by Occupation Group, 2019

Occupation Group	Vacancies	Average Wage
<b>All Occupations</b>	<b>3,357</b>	<b>\$18.34</b>
Food Preparation and Serving Related	516	\$13.48
Health Care Support	512	\$14.69
Sales and Related	370	\$12.78
Construction and Extraction	312	\$17.25
Health Care Practitioners and Technical	257	\$53.89
Office and Administrative Support	244	\$14.59
Transportation and Material Moving	219	\$16.98
Personal Care and Service	207	\$13.16
Building and Grounds Cleaning and Maintenance	161	\$13.12
Installation, Maintenance, and Repair	119	\$20.48
Life, Physical, and Social Science	93	\$17.04
Management	87	\$26.79
Community and Social Service	65	\$22.13
Business and Financial Operations	50	\$26.65
Production	39	\$15.35
Farming, Fishing, and Forestry	39	\$17.96
Protective Service	29	\$13.34
Education, Training, and Library	22	\$13.64
Computer and Mathematical	7	n/a
Legal	3	n/a
Arts, Design, Entertainment, Sports, and Media	3	n/a
Architecture and Engineering	3	n/a



# Area businesses were hiring for a variety of jobs across the economy in 2019. They reported vacancies for 150 different occupations.

## Top Occupations in Northwest Oregon With the Highest Number of Job Vacancies, 2019

<b>Occupation</b>	<b>Vacancies</b>
<b>All Occupations</b>	<b>3,357</b>
Personal Care Aides	333
Retail Salespersons	187
Maids and Housekeeping Cleaners	109
Cashiers	106
Cooks, Restaurant	104
Fast Food and Counter Workers	100
Carpenters	100
Operating Engineers and Other Construction Equipment Operators	94
Registered Nurses	87
Construction Laborers	85
Nursing Assistants	85
Hairdressers, Hairstylists, and Cosmetologists	82
Heavy and Tractor-Trailer Truck Drivers	81
Waiters and Waitresses	69
Amusement and Recreation Attendants	68



# Some occupational vacancies are more difficult to fill than others.

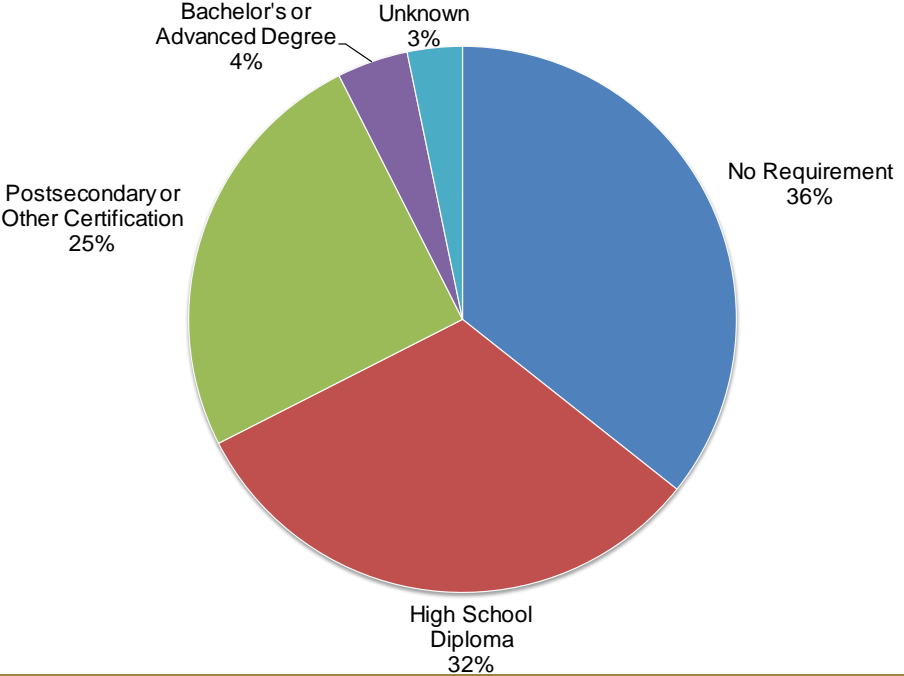
## Top Northwest Oregon Occupations With the Highest Number of Difficult-to-Fill Job Vacancies, 2019

<u>Occupation</u>	<u>Vacancies</u>
<b>Difficult-to-Fill Vacancies in All Occupations</b>	<b>1,940</b>
Personal Care Aides	171
Carpenters	100
Maids and Housekeeping Cleaners	83
Amusement and Recreation Attendants	62
Construction Laborers	62
Cashiers	61
First-Line Supervisors of Food Preparation and Serving Workers	61
Fast Food and Counter Workers	58
First-Line Supervisors of Retail Sales Workers	55
Retail Salespersons	51
Cooks, Restaurant	49
Radiation Therapists	47
Nursing Assistants	39
Heavy and Tractor-Trailer Truck Drivers	34
Waiters and Waitresses	33



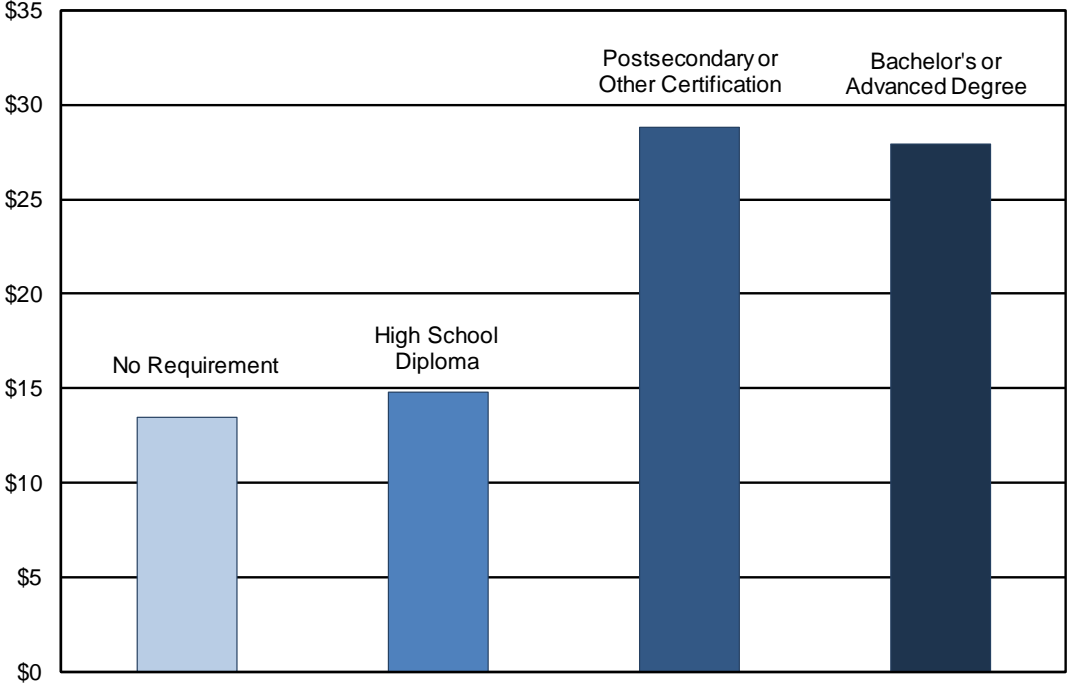
# Most (68%) of all Northwest Oregon job vacancies required no education beyond high school.

Northwest Oregon Job Vacancies by Educational Requirement, 2019



# Average hourly wages increase when job vacancies require education beyond high school...

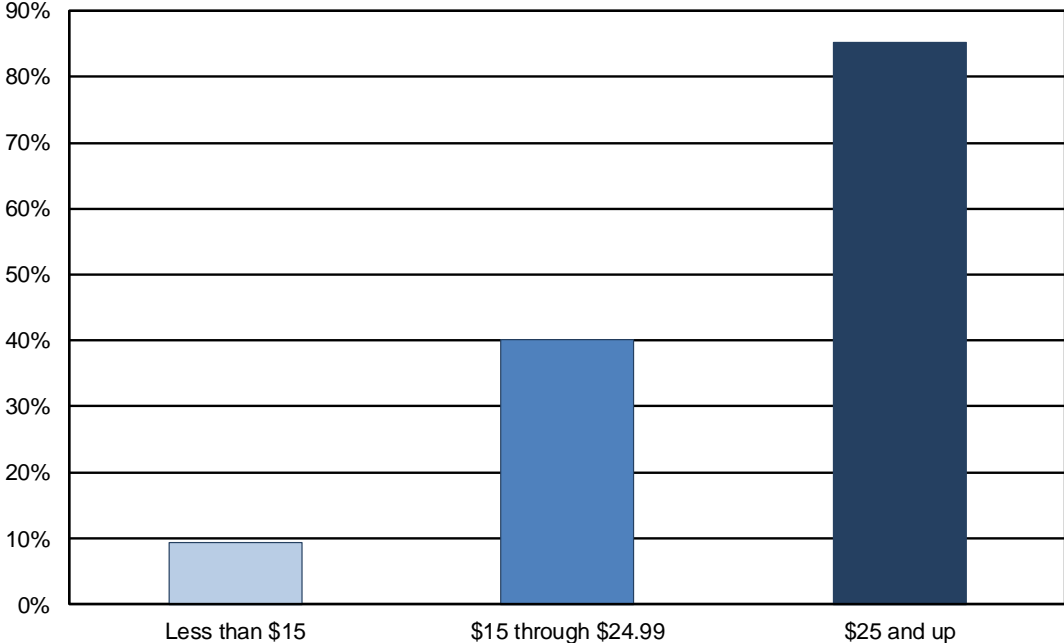
Average Hourly Wage for Northwest Oregon Job Vacancies by Education Requirement, 2019





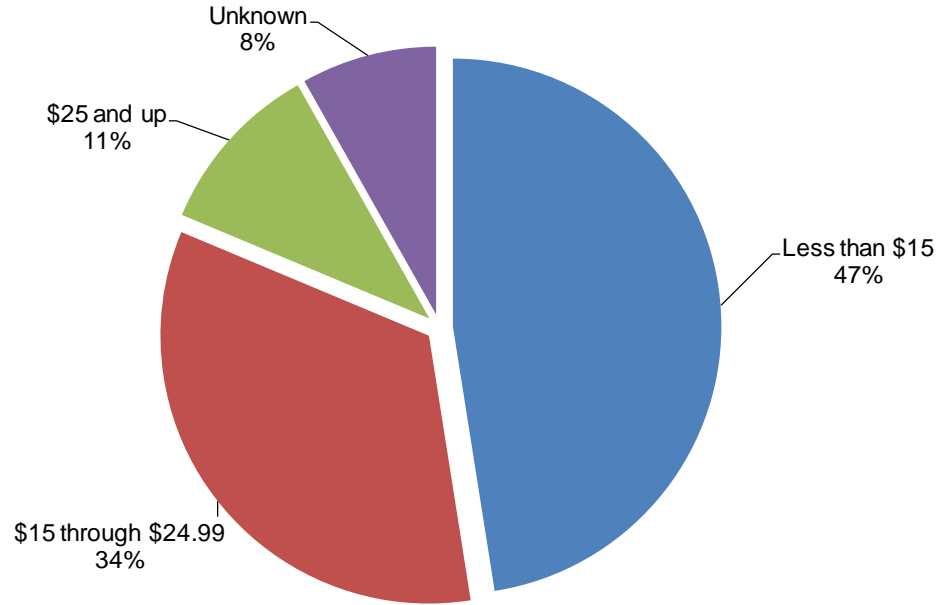
# ...and high-paying vacancies are more likely to require education beyond high school.

Share of Northwest Oregon Job Vacancies Requiring Education Beyond High School by Hourly Wage Range, 2019



# Roughly half (47%) of all vacancies in Northwest Oregon pay less than \$15 per hour.

Northwest Oregon Job Vacancies by Hourly Wage, 2019



# Vacancies requiring higher education are more likely to be high-paying, full-time, and require prior experience.

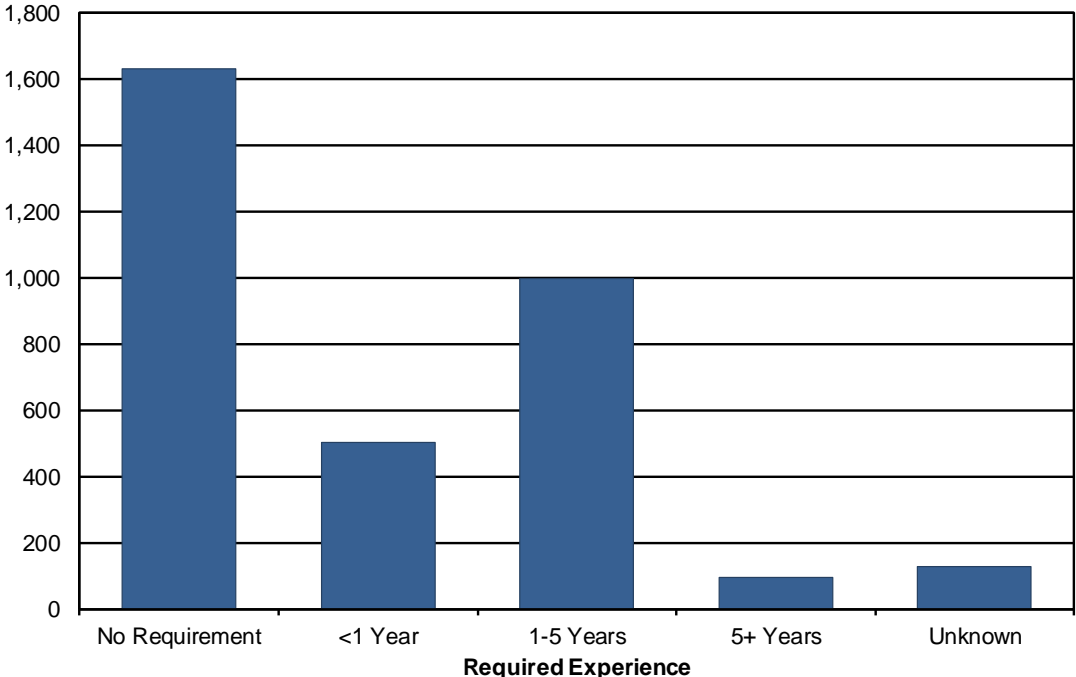
Northwest Oregon Job Vacancies by Required Education Level, 2019

Required Education Level	Vacancies	Average Hourly Wage	Full-time Positions	Permanent Positions	Require Previous Experience	Difficult to Fill
<b>All Education Levels</b>	<b>3,357</b>	<b>\$18.34</b>	<b>69%</b>	<b>90%</b>	<b>48%</b>	<b>58%</b>
No Requirement	1,198	\$13.45	57%	92%	27%	54%
High School Diploma	1,068	\$14.77	74%	83%	52%	57%
Postsecondary or Other Certification	841	\$28.82	74%	97%	70%	69%
Bachelor's or Advanced Degree	141	\$27.95	82%	95%	94%	61%
Unknown	109	\$14.55	76%	75%	less than 1%	9%



# About half (48%) of all Northwest Oregon vacancies require previous work experience.

Northwest Oregon Job Vacancies Requiring Previous Experience, 2019



# High-paying vacancies are more likely to require a combination of education and previous experience.

Northwest Oregon Job Vacancies by Hourly Wage Range, 2019

Wage (per hour)	Vacancies	Average Hourly Wage	Full-time Positions	Permanent Positions	Require Education Beyond High School	Require Previous Experience	Difficult to Fill
<b>All Wage Ranges</b>	<b>3,357</b>	<b>\$18.34</b>	<b>69%</b>	<b>90%</b>	<b>30%</b>	<b>48%</b>	<b>58%</b>
Less than \$15	1,595	\$12.20	52%	89%	9%	31%	59%
\$15 through \$24.99	1,135	\$17.60	87%	88%	40%	65%	59%
\$25 and up	353	\$48.46	82%	96%	85%	73%	67%
Unknown	274	-	69%	95%	45%	36%	35%

# The Oregon Job Vacancy Survey captures information for nine sub-state areas.

<b>Survey Region</b>	<b>Counties</b>
Central Oregon/East Cascades	Crook, Deschutes, Gilliam, Hood River, Jefferson, Klamath, Lake, Sherman, Wasco, Wheeler
Clackamas	Clackamas
Eastern Oregon	Baker, Grant, Harney, Malheur, Morrow, Umatilla, Union, Wallowa
Lane	Lane
Mid-Valley	Linn, Marion, Polk, Yamhill
Northwest Oregon	Benton, Clatsop, Columbia, Lincoln, Tillamook
Portland-Metro	Multnomah, Washington
Rogue Valley	Jackson, Josephine
Southwestern Oregon	Coos, Curry, Douglas

# Almost half (47%) of all vacancies in Oregon were in the Portland Tri-County area.

Oregon Job Vacancies by Geography, 2019

Geography	Vacancies	Average Hourly Wage	Full-time Positions	Permanent Positions	Require Education Beyond High School	Require Previous Experience	Difficult to Fill
<b>Oregon Statewide</b>	<b>57,241</b>	<b>\$18.81</b>	<b>77%</b>	<b>93%</b>	<b>34%</b>	<b>57%</b>	<b>57%</b>
Portland Metro	21,218	\$20.46	79%	94%	36%	57%	50%
Mid-Valley	7,091	\$16.87	79%	97%	31%	55%	61%
Clackamas	5,795	\$18.22	74%	90%	30%	59%	58%
Central Oregon/East Cascades	5,673	\$18.55	74%	92%	34%	54%	66%
Lane	5,414	\$17.31	73%	95%	37%	62%	55%
Rogue Valley	4,134	\$18.66	77%	91%	34%	65%	64%
Northwest Oregon	3,357	\$18.34	69%	90%	30%	48%	58%
Eastern Oregon	2,147	\$18.83	78%	84%	43%	54%	61%
Southwestern Oregon	1,745	\$16.41	72%	87%	30%	58%	63%
Multi-area or unknown	667	\$21.48	81%	94%	32%	61%	70%





**Erik Knoder, Regional Economist**  
Oregon Employment Department  
Erik.A.Knoder@oregon.gov  
(541) 574-2306

Find the latest workforce and economic research at [QualityInfo.org](http://QualityInfo.org), or  
join the conversation on Twitter [@OED\\_Research](https://twitter.com/OED_Research).

