



# Help Wanted in Portland

**Results from the 2020  
Job Vacancy Survey**



# Portland Metro had roughly 13,400 job vacancies at any given time in 2020.

We surveyed 1,600 private employers with two or more employees.

If they were hiring, employers gave details about each vacancy, including:

- Job title
- Full- or part-time status
- Permanent or temporary status
- Starting wage or salary
- Education and experience requirements

Businesses also identified if their vacancies were difficult to fill, and if so, they wrote in the primary reason they faced hiring challenges.



# Across Oregon, businesses reported roughly 44,400 vacancies at any given time in 2020.

## Oregon Job Vacancies

	2019	2020
<b>Vacancies</b>	<b>57,241</b>	<b>44,408</b>
Average Hourly Wage	\$18.81	\$18.05
Full-time Positions	77%	79%
Permanent Positions	93%	92%
Requiring Education Beyond High School	34%	33%
Requiring Previous Experience	57%	53%
Difficult to Fill	57%	51%

Source: Oregon Employment Department

Vacancies dropped 22% from the level in 2019. Employers continued to hire throughout the COVID pandemic.

2020 was not a typical year for Oregon businesses, yet many of the characteristics Oregon employers are looking for didn't change much during the pandemic recession.

A typical job vacancy tends to be for a full-time, permanent position. About one-third require education beyond high school and half require previous experience.



## Starting in spring 2020, employers were asked “Is this location closed or operations curtailed due to COVID-19 restrictions?”

- Nearly one out of five responses (18%) indicated a closure or curtailment due to COVID-19 in spring 2020. The share dropped to 7% in summer and 6% of respondents to the fall 2020 survey.
- The leisure and hospitality and other services industries most often responded that operations were affected.
- Employers in the Portland-metro area and Northwest Oregon reported the highest shares of affected businesses.

# Management, administrative, and waste services reported the most vacancies of any industry in 2020.

Portland Metro Job Vacancies by Industry, 2020

<u>Industry</u>	<u>Vacancies</u>	<u>Average Wage</u>
<b>All Industries</b>	<b>13,429</b>	<b>\$19.14</b>
Management, administrative, and waste services	2,490	\$16.61
Retail trade	1,901	\$15.54
Leisure and hospitality	1,476	\$14.17
Health care and social assistance	1,250	\$27.72
Other services	1,166	\$19.21
Construction	927	\$17.88
Transportation, warehousing, and utilities	924	\$20.29
Financial activities	920	\$26.83
Manufacturing	794	\$18.84
Wholesale trade	721	\$24.88
Professional, scientific, and technical services	648	\$29.19
Natural resources and mining	167	\$23.13
Information	45	n/a



# Transportation and material moving occupations represented the group with the most vacancies.

Portland Metro Job Vacancies by Occupation Group, 2020

Occupation Group	Vacancies	Average Wage
<b>All Occupations</b>	<b>13,429</b>	<b>\$19.14</b>
Transportation and Material Moving	1,835	\$17.25
Production	1,316	\$15.83
Food Preparation and Serving Related	1,305	\$13.90
Office and Administrative Support	1,131	\$16.44
Sales and Related	1,077	\$15.77
Management	973	\$36.12
Business and Financial Operations	818	\$24.78
Installation, Maintenance, and Repair	785	\$17.88
Building and Grounds Cleaning and Maintenance	755	\$15.31
Construction and Extraction	643	\$21.69
Personal Care and Service	537	\$17.71
Health Care Practitioners and Technical	507	\$39.71
Health Care Support	447	\$18.92
Computer and Mathematical	397	\$25.61
Life, Physical, and Social Science	274	\$18.12
Education, Training, and Library	146	-
Arts, Design, Entertainment, Sports, and Media	146	\$28.85
Protective Service	109	\$18.80
Community and Social Service	105	\$20.00
Architecture and Engineering	82	n/a
Legal	41	n/a



# Area businesses were hiring for a variety of jobs across the economy in 2020. They reported vacancies for 125 different occupations.

## Top Occupations in Portland Metro With the Highest Number of Job Vacancies, 2020

<u>Occupation</u>	<u>Vacancies</u>
<b>All Occupations</b>	<b>13,429</b>
Stockers and Order Fillers	562
Cooks, Restaurant	520
Cashiers	471
Business Operations Specialists, All Other	443
Janitors and Cleaners, Except Maids and Housekeeping Cleaners	428
Laborers and Freight, Stock, and Material Movers, Hand	416
General and Operations Managers	384
Customer Service Representatives	365
Production Workers, All Other	323
Heavy and Tractor-Trailer Truck Drivers	283
Painters, Construction and Maintenance	252
Helpers--Installation, Maintenance, and Repair Workers	229
Receptionists and Information Clerks	207
Food Preparation Workers	207
Retail Salespersons	204



# Some occupational vacancies are more difficult to fill than others.

## Top Portland Metro Occupations With the Highest Number of Difficult-to-Fill Job Vacancies, 2020

<u>Occupation</u>	<u>Vacancies</u>
<b>Difficult-to-Fill Vacancies in All Occupations</b>	<b>4,496</b>
Painters, Construction and Maintenance	211
Heavy and Tractor-Trailer Truck Drivers	210
Landscaping and Groundskeeping Workers	192
Cashiers	155
Production Workers, All Other	135
Light Truck Drivers	129
Dental Hygienists	128
Mechanical Door Repairers	128
Bus and Truck Mechanics and Diesel Engine Specialists	128
Mobile Heavy Equipment Mechanics, Except Engines	128
Food Preparation Workers	124
Construction Laborers	124
Bakers	105
Chefs and Head Cooks	105
Exercise Trainers and Group Fitness Instructors	91

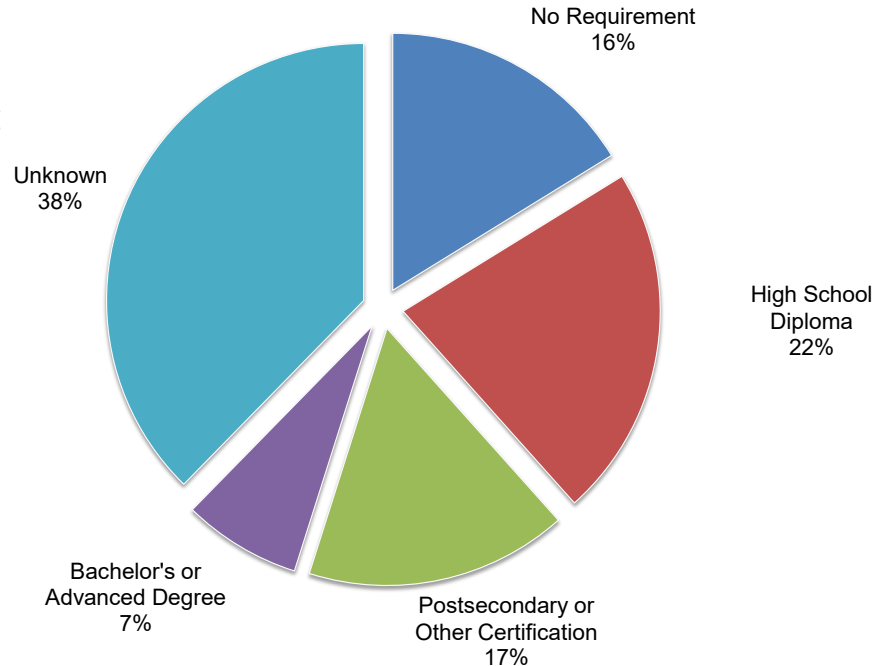




# Roughly two out of five (38%) Portland Metro job vacancies required no education beyond high school.

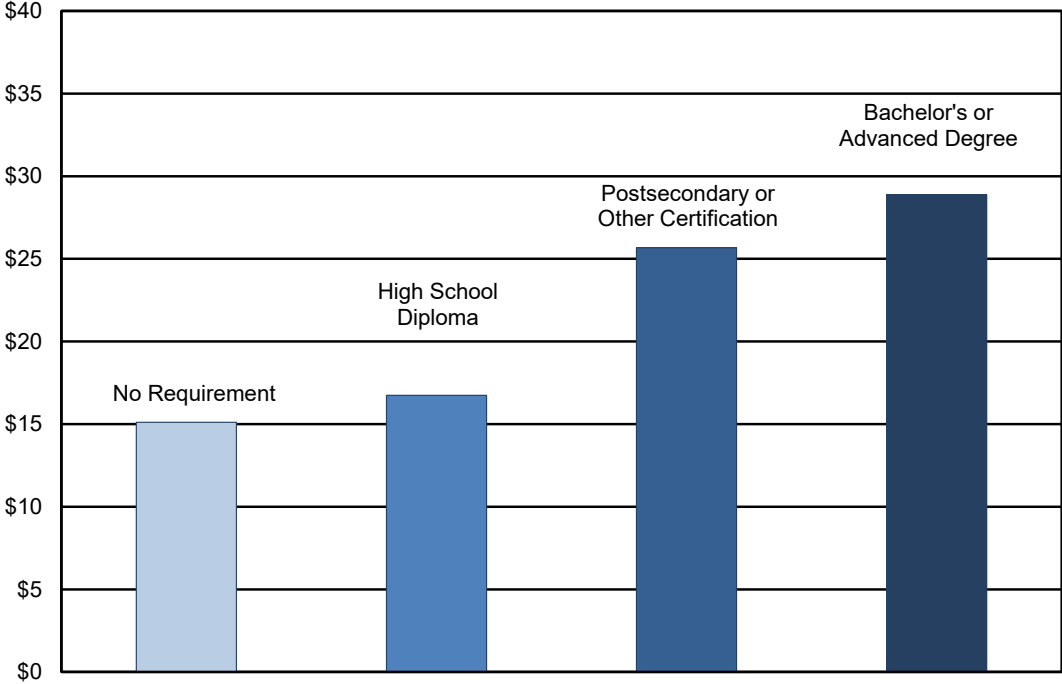
Portland Metro Job Vacancies by Education Requirement, 2020

A higher than typical share of area employers did not report education requirements in 2020, accounting for another 38% of vacancies.



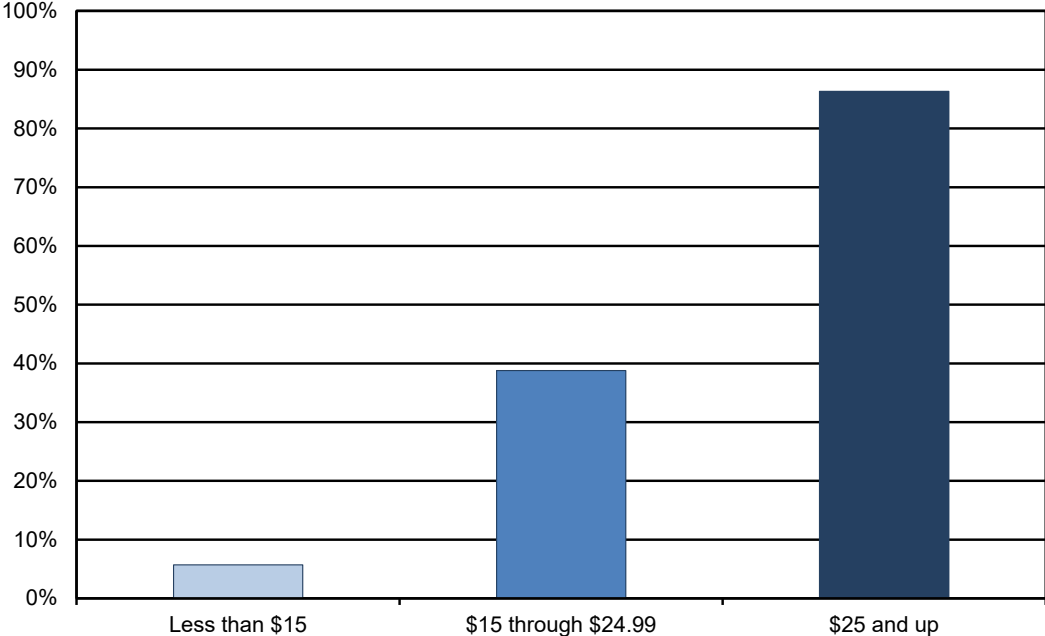
# Average hourly wages increase along with education requirements for job vacancies...

Average Hourly Wage for Portland Metro Job Vacancies by Education Requirement, 2020



# ...and high-paying vacancies are more likely to require education beyond high school.

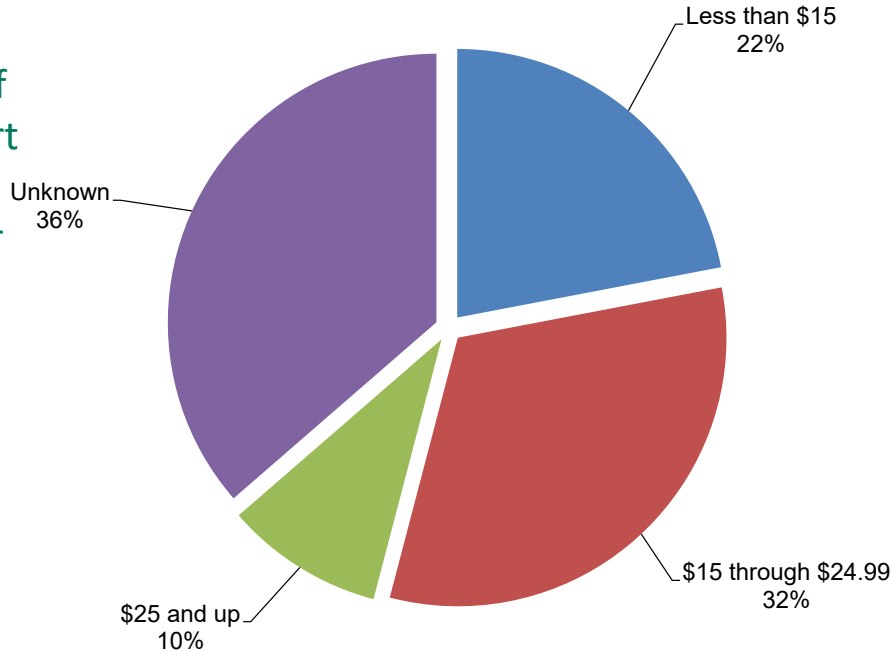
Share of Portland Metro Job Vacancies Requiring Education Beyond High School by Hourly Wage Range, 2020



# 22% of job vacancies in Portland Metro pay less than \$15 per hour. One out of 10 pays more than \$25 per hour.

Portland Metro Job Vacancies by Hourly Wage, 2020

A higher than typical share of area employers did not report education requirements in 2020, accounting for another 36% of vacancies.



# Vacancies requiring higher education are more likely to be high-paying, permanent, and require prior experience.

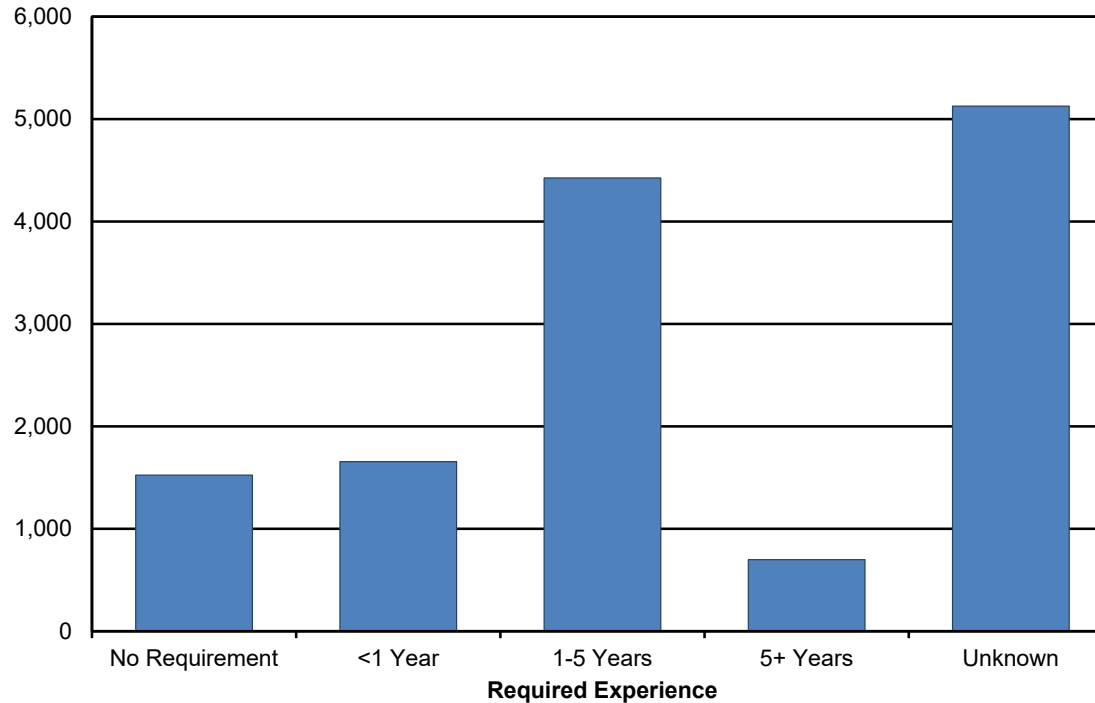
Portland Metro Job Vacancies by Required Education Level, 2020

Required Education Level	Vacancies	Average Hourly Wage	Full-time Positions	Permanent Positions	Require Previous Experience	Difficult to Fill
<b>All Education Levels</b>	<b>13,429</b>	<b>\$19.14</b>	<b>86%</b>	<b>96%</b>	<b>50%</b>	<b>33%</b>
No Requirement	2,176	\$15.11	78%	96%	58%	44%
High School Diploma	2,980	\$16.74	85%	92%	77%	54%
Postsecondary or Other Certification	2,215	\$25.67	84%	95%	86%	68%
Bachelor's or Advanced Degree	999	\$28.88	77%	100%	92%	25%
Unknown	5,059	\$15.50	93%	99%	8%	3%



# Half of all Portland Metro vacancies require previous work experience.

Portland Metro Job Vacancies by Required Previous Experience, 2020



# High-paying vacancies are more likely to require a combination of education and previous experience.

Portland Metro Job Vacancies by Hourly Wage Range, 2020

Wage (per hour)	Vacancies	Average Hourly Wage	Full-time Positions	Permanent Positions	Require Education Beyond High School	Require Previous Experience	Difficult to Fill
<b>All Wage Ranges</b>	<b>13,429</b>	<b>\$19.14</b>	<b>86%</b>	<b>96%</b>	<b>38%</b>	<b>50%</b>	<b>33%</b>
Less than \$15	2,954	\$13.38	80%	99%	6%	57%	45%
\$15 through \$24.99	4,308	\$18.29	92%	94%	39%	75%	53%
\$25 and up	1,282	\$35.31	86%	100%	86%	100%	52%
Unknown	4,885		86%	96%	57%	12%	4%



# The Oregon Job Vacancy Survey captures information for nine sub-state areas.

<b>Survey Region</b>	<b>Counties</b>
Central Oregon/East Cascades	Crook, Deschutes, Gilliam, Hood River, Jefferson, Klamath, Lake, Sherman, Wasco, Wheeler
Clackamas	Clackamas
Eastern Oregon	Baker, Grant, Harney, Malheur, Morrow, Umatilla, Union, Wallowa
Lane	Lane
Mid-Valley	Linn, Marion, Polk, Yamhill
Northwest Oregon	Benton, Clatsop, Columbia, Lincoln, Tillamook
Portland-Metro	Multnomah, Washington
Rogue Valley	Jackson, Josephine
Southwestern Oregon	Coos, Curry, Douglas



# Two out of five vacancies in Oregon were in the Portland Tri-County (Portland Metro and Clackamas) area.

Oregon Job Vacancies by Geography, 2020

Geography	Vacancies	Average Hourly Wage	Full-time Positions	Permanent Positions	Require Education Beyond High School	Require Previous Experience	Difficult to Fill
<b>Oregon Statewide</b>	<b>44,408</b>	<b>\$18.05</b>	<b>79%</b>	<b>92%</b>	<b>33%</b>	<b>53%</b>	<b>51%</b>
Portland Metro	13,429	\$19.14	86%	96%	38%	50%	33%
Mid-Valley	6,995	\$17.53	72%	92%	29%	58%	52%
East Cascades	4,402	\$17.52	79%	89%	32%	51%	60%
Lane	4,029	\$17.54	75%	88%	35%	52%	61%
Clackamas	3,921	\$19.23	80%	93%	28%	55%	49%
Rogue Valley	3,749	\$16.77	72%	95%	29%	56%	65%
Eastern Oregon	2,527	\$17.13	83%	90%	38%	47%	70%
Northwest Oregon	2,255	\$17.64	67%	85%	30%	49%	67%
Southwestern Oregon	2,195	\$17.25	73%	92%	34%	56%	68%
Multi-area or unknown	906	\$21.29	94%	86%	50%	72%	48%





**Amy Vander Vliet, Regional Economist**

Oregon Employment Department

Amy.S.VanderVliet@oregon.gov

(971) 804-2099

Find the latest workforce and economic research at [QualityInfo.org](http://QualityInfo.org), or join the conversation on Twitter [@OED\\_Research](https://twitter.com/OED_Research).

