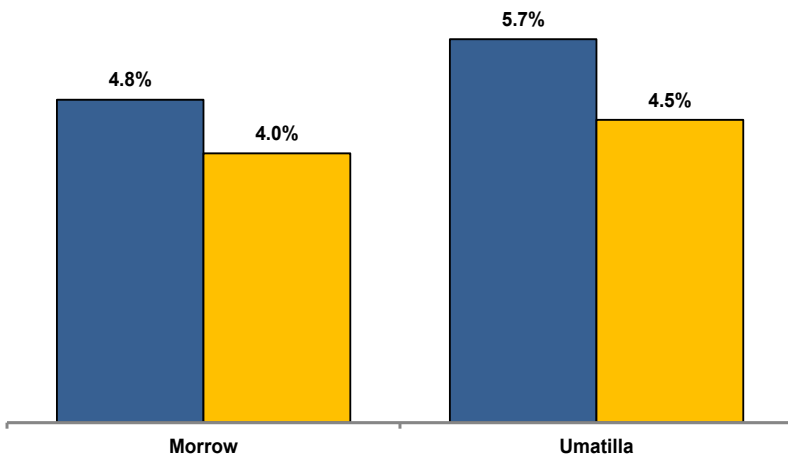


**Unemployment Rates (Seasonally Adjusted)**

■ November 2020 ■ November 2021



**Unemployment Rate News**

Morrow County's seasonally adjusted unemployment rate for November 2021 was 4.0%, while Umatilla County came in at 4.5%. Morrow County's rate was below both Oregon's statewide rate and the national rate of 4.2%.

Morrow County's rate tied for ninth lowest among Oregon's 36 counties for the month while Umatilla County's tied for 15th.

Both counties had lower seasonally adjusted unemployment rates in November 2021 than the previous November's higher pandemic-related rates.

Umatilla County (-1.2 percentage points) tied for 29th among Oregon's counties for largest over-the-year change. Morrow County (-0.8) tied for 34th.

**Nonfarm Employment Change**

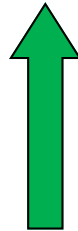
November 2020 to November 2021

Morrow County gained an estimated 140 jobs over the year. The private sector increased by 100 jobs. Leisure and hospitality, construction, and manufacturing led gains while losses were led by professional and business services and transportation, warehousing, and utilities. The public sector added 40 jobs with a gain in local government overcoming a loss in state government while federal government was unchanged.

Umatilla County employment increased by an estimated 660 jobs over the year. The private sector added 300 jobs. Gains were led by transportation, warehousing, and utilities; leisure and hospitality; retail trade; information; and other services. Losses were led by manufacturing and mining, logging, and construction. The public sector added 360 jobs with gains in local education, Indian tribal, other local government, and federal government overwhelming a loss in state government.

**Notable Industry Gains and Losses**

Over-the-Year Employment Change from November 2020



**Morrow**

- Local Government (+50)
- Leisure/Hospitality (+40)
- Construction (+20)
- Manufacturing (+20)
- Mining/Logging (+10)
- Retail Trade (+10)

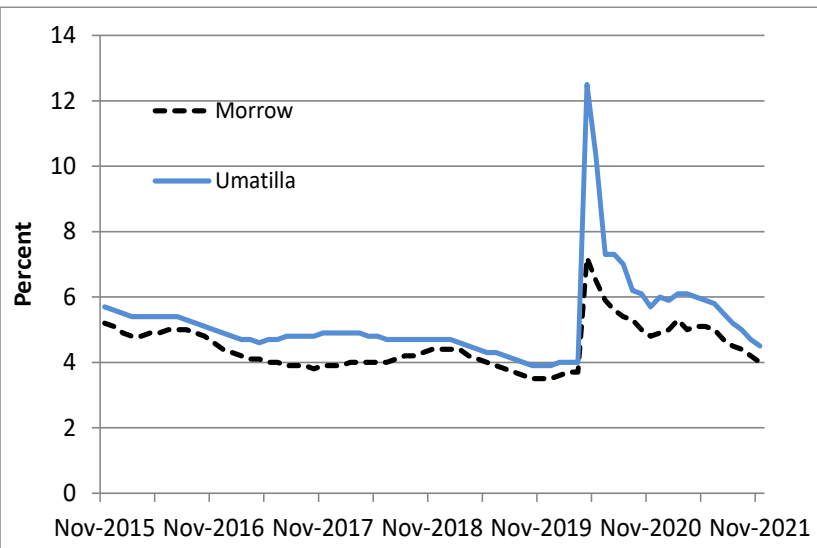
**Umatilla**

- Local Education (+230)
- Transportation/Warehousing/Utilities (+180)
- Leisure/Hospitality (+180)
- Retail Trade (+160)
- Indian Tribal (+100)
- Information (+80)

- Professional/Business Services (-80)
- Transportation/Warehousing/Utilities (-50)

- Manufacturing (-230)
- Mining/Logging/Construction (-150)
- Professional/Business Services (-50)

**Unemployment rate continuing drop from COVID-19 high**



**Want to learn more about the Oregon economy?**

Read our blog at: [oregonemployment.blogspot.com/](https://oregonemployment.blogspot.com/)

Follow us on Twitter at: [twitter.com/OED\\_Research](https://twitter.com/OED_Research)

Visit our web site at: [QualityInfo.org](https://QualityInfo.org)

Visit our subscription service at: [qualityinfo.org/p-sofrm](https://qualityinfo.org/p-sofrm)

**For more economic or labor market data about Morrow or Umatilla counties, contact:**

**Tony Wendel, Workforce Analyst**

Desk: 541-684-2356 Cell: 541-667-7027

E-mail: [Tony.A.Wendel@employ.oregon.gov](mailto:Tony.A.Wendel@employ.oregon.gov)

**Dallas Fridley, Regional Economist**

Desk: 541-645-0005

E-mail: [Dallas.W.Fridley@employ.oregon.gov](mailto:Dallas.W.Fridley@employ.oregon.gov)

**Want to be added to the monthly distribution list?**

E-mail me at: [Tony.A.Wendel@employ.oregon.gov](mailto:Tony.A.Wendel@employ.oregon.gov)