

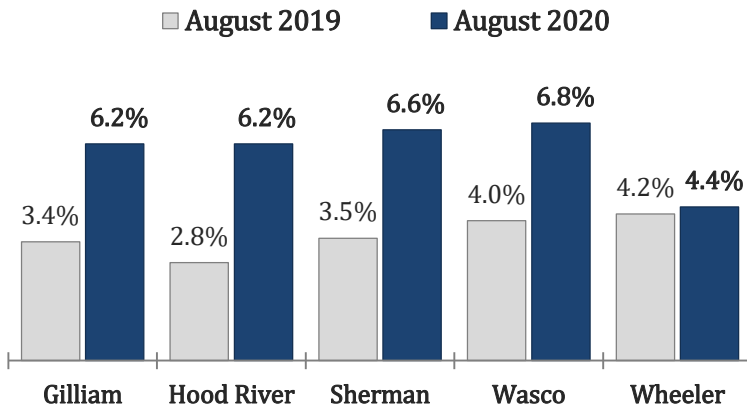


# Columbia Gorge Economic Indicators

September 2020 Edition

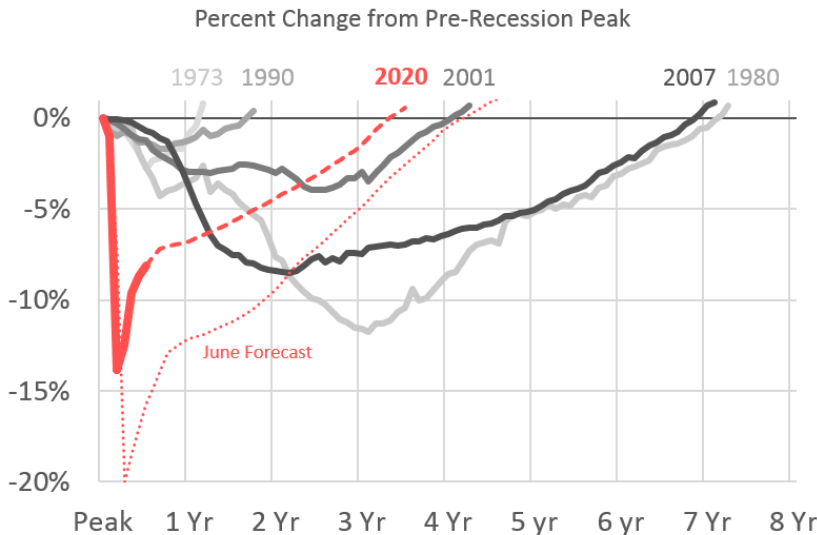
(August 2020 data)

## Local Area Unemployment Rates (Seasonally adjusted)



## Graph of the Month Oregon Employment Loss by Recession

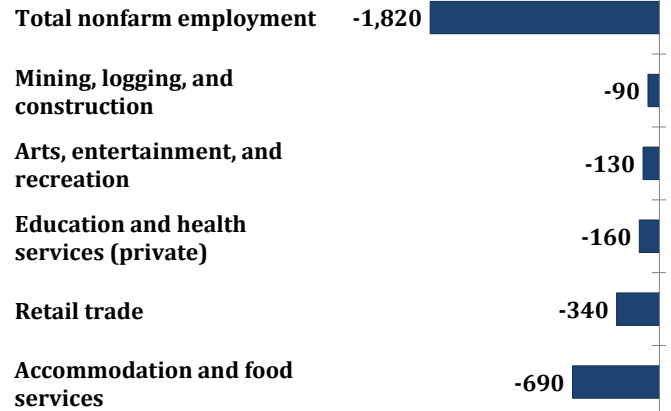
Source: Oregon Office of Economic Analysis



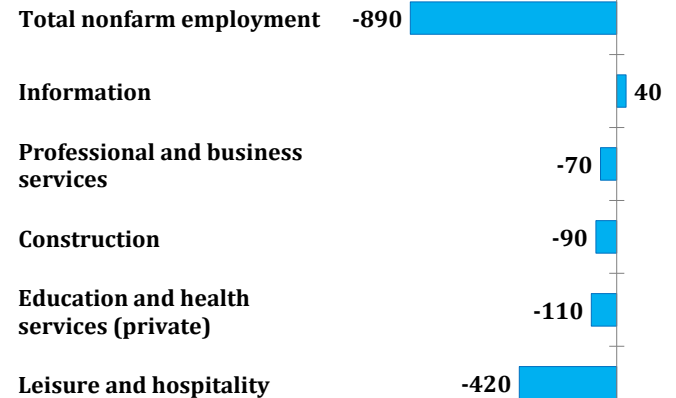
The Oregon Office of Economic Analysis published their new [economic and revenue forecast](#) for the state, and the forecast today is slightly more optimistic than their previous forecast in June. Previously forecasted to recover in late 2024, their recent revision estimates that we will recover to our pre-COVID employment levels by mid-2023. This economic recovery is at a faster pace than the last two recessions of 2001 and 2007 largely due to the strong economy we had before the pandemic, and somewhat limited economic damage to date. However, the OEA says, "...growth is likely to slow in the months ahead as the easy economic gains related to the recalls play out, the loss of federal support weighs more on consumers, and concerns over the spread of the virus increases in the coming, colder months."

## Industry Gains and Losses (Over-the-year net employment change)

### Hood River County



### Wasco County



## Largest Over-the-Year Changes

### Gilliam

**Total nonfarm employment (+25)**  
Local government (-30)

### Sherman

**Total nonfarm employment (-110)**  
Local government (-20)  
Leisure and hospitality (-40)

### Wheeler

**Total nonfarm employment (-30)**  
Leisure and hospitality (-20)