

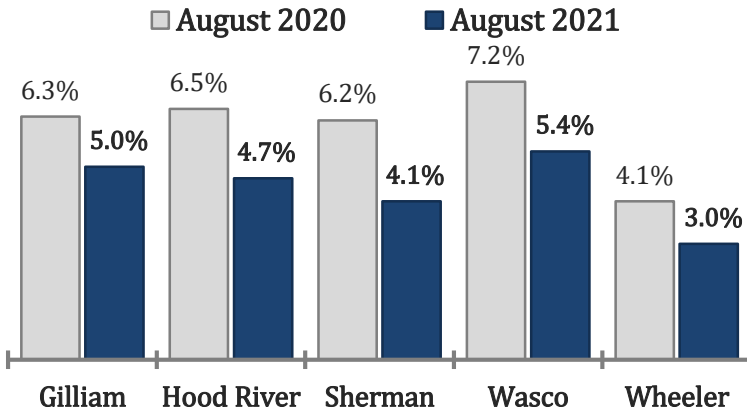


Columbia Gorge Economic Indicators

(August 2021 data)

September 2021 Edition

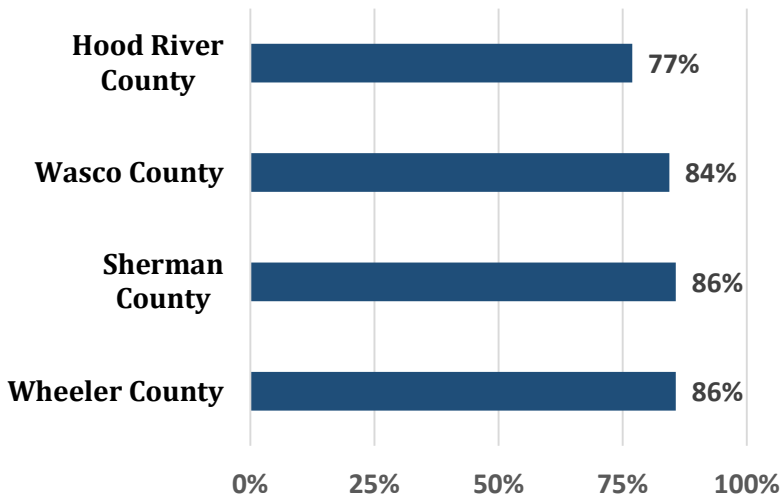
Local Area Unemployment Rates (Seasonally adjusted)



Graph of the Month

Share of Initial Job Losses Gained Back

Source: Oregon Employment Department

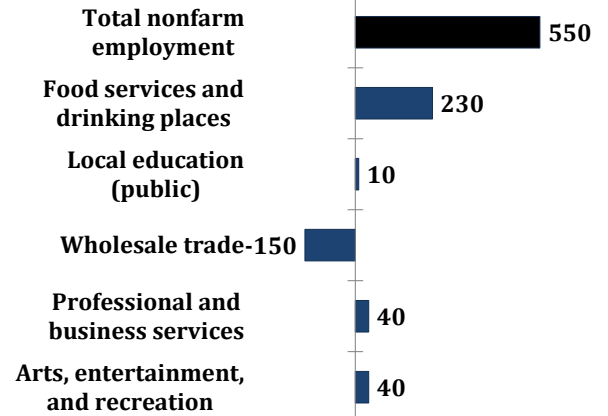


As of August 2021, hiring activity has slowed compared with the second half of 2020. Employment levels have been relatively flat since March in Hood River and Wasco counties.

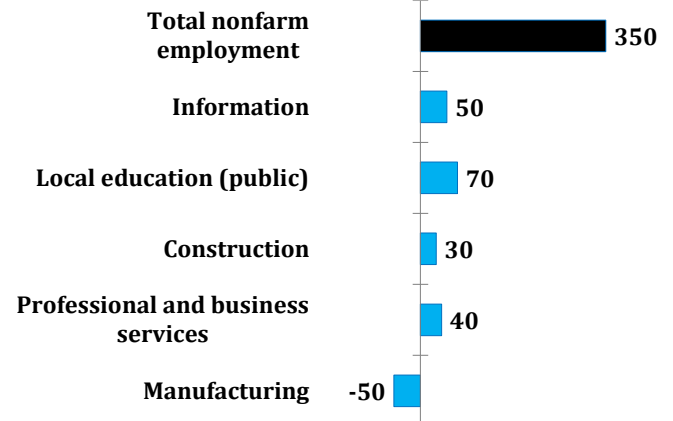
Each county has reached a different milestone in its respective economic recovery. Hood River County has gained back 77% of the jobs lost at the onset of the pandemic, while Wasco has regained 84%, Sherman has regained 86%, and Wheeler has regained 86%.

Select Industry Gains and Losses (Over-the-year net employment change)

Hood River County



Wasco County



Largest Over-the-Year Changes

Gilliam

Total nonfarm employment (-155)
Local Government (+5)

Sherman

Total nonfarm employment (-30)
Leisure and hospitality (+15)
Retail trade (-20)

Wheeler

Total nonfarm employment (+20)
Leisure and hospitality (+5)

Want to join the distribution list?

Christian Kaylor

christian.r.kaylor@oregon.gov