



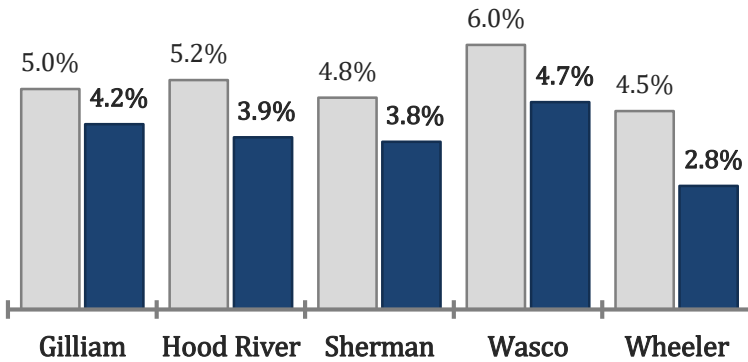
# Columbia Gorge Economic Indicators

(November 2021 data)

## December 2021 Edition

### Local Area Unemployment Rates (Seasonally adjusted)

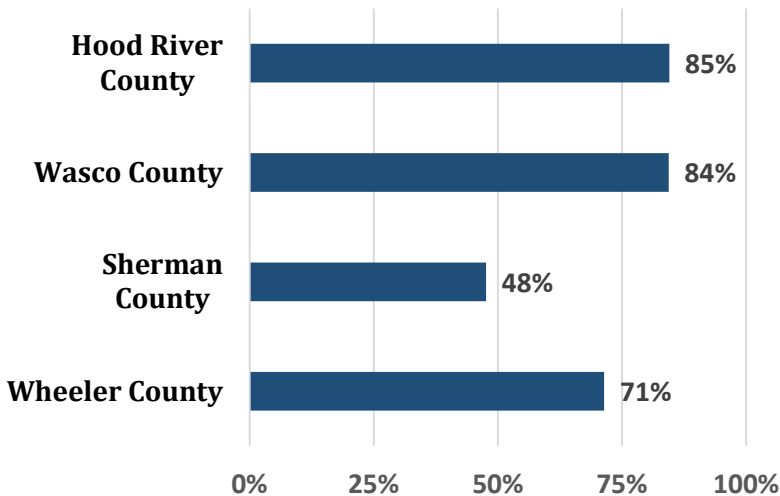
□ November 2020 ■ November 2021



### Graph of the Month

#### Share of Initial Job Losses Gained Back

Source: Oregon Employment Department

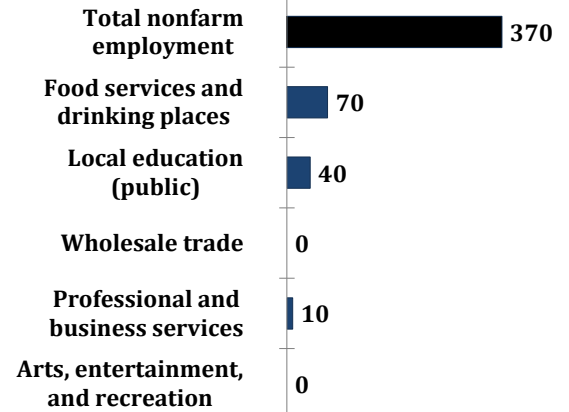


As the labor market supply has tightened to levels similar to pre-pandemic levels, job gains have slowed. Over the 12 months ending in November, employment in Hood River County grew by 3.1% while Wasco County grew by 1.6%. For comparison, Oregon grew by 4.5%.

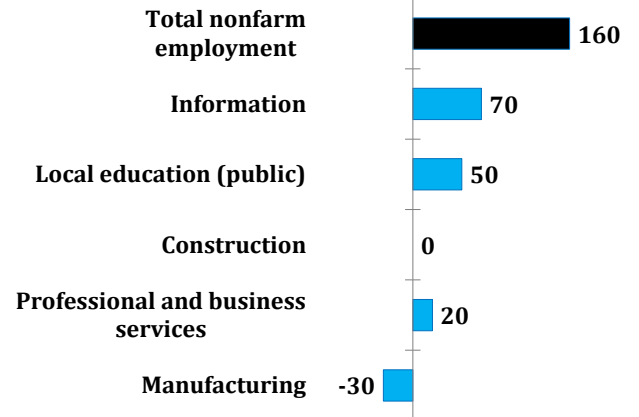
Each county has reached a different milestone in its respective economic recovery. Hood River County has gained back 85% of the jobs lost at the onset of the pandemic, while Wasco has regained 84%, Sherman has regained 48%, and Wheeler has regained 71%.

### Select Industry Gains and Losses (Over-the-year net employment change)

#### Hood River County



#### Wasco County



### Largest Over-the-Year Changes

#### Gilliam

**Total nonfarm employment (-55)**  
Local Government (+10)

#### Sherman

**Total nonfarm employment (-20)**  
Leisure and hospitality (0)  
Retail trade (-20)

#### Wheeler

**Total nonfarm employment (+5)**  
Leisure and hospitality (+5)

Want to join the distribution list?

Christian Kaylor

christian.r.kaylor@oregon.gov