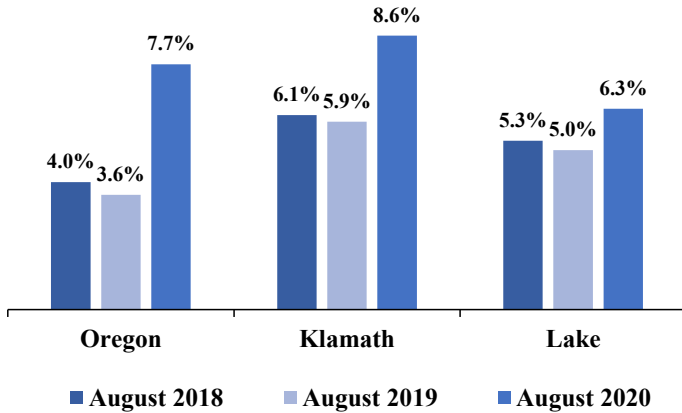


Klamath & Lake Counties

September 2020 Edition

**Statewide and Local Unemployment Rates
 (Seasonally adjusted)**
 Source: Oregon Employment Department, LAUS

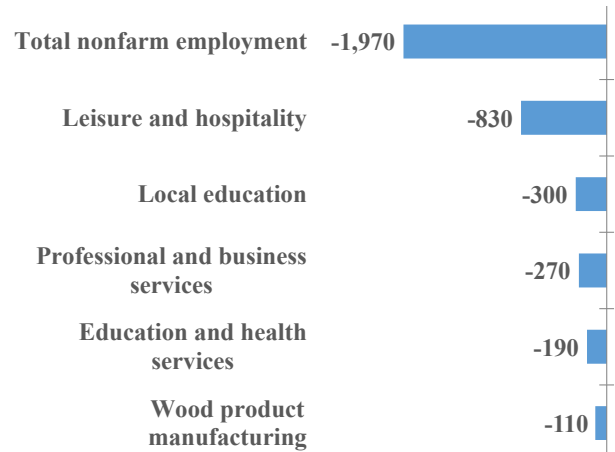


In August of 2020, Klamath County's unemployment rate was 8.6 percent, up 2.7 percentage points from last year. Lake County's unemployment rate was 6.3 percent up 1.3 percentage points over last year. Leisure and hospitality has been the most impacted industry in both counties.

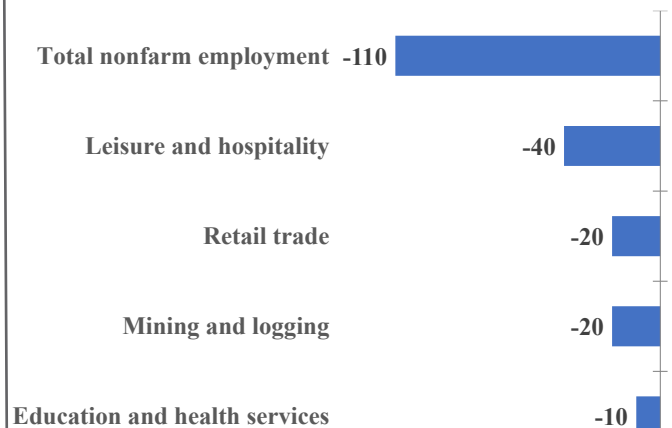
The Oregon Office of Economic Analysis published the quarterly economic and revenue forecast for the state. The current forecast today is slightly more optimistic than their previous forecast in June. The June forecast predicted a recovery in late 2024, this revision estimates that we will return to pre-COVID employment levels by mid-2023. You can find this blog post [here](#). For a deep dive into these numbers and information you visit [here](#).

**Selected Industry Gains and Losses
 (Over-the-year net employment change)**
 Source: Oregon Employment Department, CES

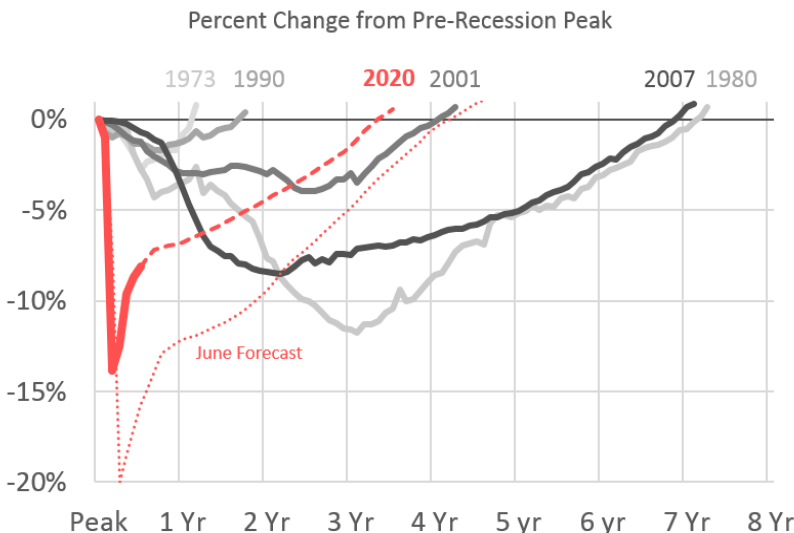
Klamath County



Lake County



**Graph of the Month
 Oregon Employment Loss by Recession**
 Source: Josh Lehner, Oregon Office of Economic Analysis



For economic or labor market data contact:
 Polly Farrimond, Workforce Analyst
 Jackson, Josephine, Klamath and Lake counties
polly.a.farrimond@oregon.gov 541-414-5325
 Contact me to be added to this distribution list.

Follow our blog: oregonemployment.blogspot.com
 Twitter: twitter.com/OED_Research
 Website: qualityinfo.org