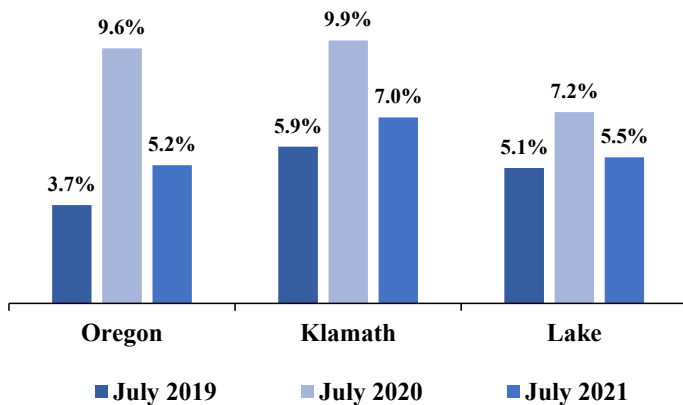


## Klamath & Lake Counties

## August 2021 Edition

### Statewide and Local Unemployment Rates (Seasonally adjusted)

Source: Oregon Employment Department, Local Area Unemployment Statistics



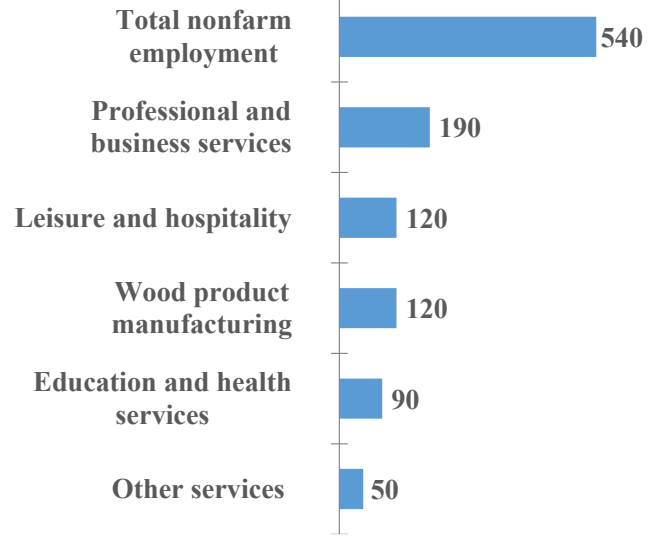
In July 2021, Klamath County's unemployment rate was 7.0%. Lake County's unemployment rate was 5.5%.

The graph of the month is from an [article](#) by Brian Rooney, Regional Economist. This article takes a deep dive into the factors that have influenced the changes in the employment levels, and the number of mills that are in our area. The COVID-19 pandemic took its toll on wood product manufacturing, but for the most part it fared better than other industries. Technology has influenced employment levels and the number of operating mills. The top 20 counties that contain the wood products industry are detailed in this report with Klamath County in the fifth spot when sorted by the largest share of employment.

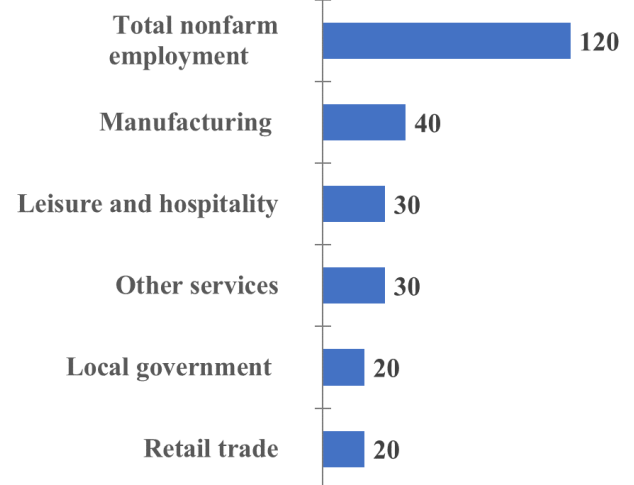
### Selected Industry Gains and Losses (Over-the-year net employment change)

Source: Oregon Employment Department, Current Employment Estimates

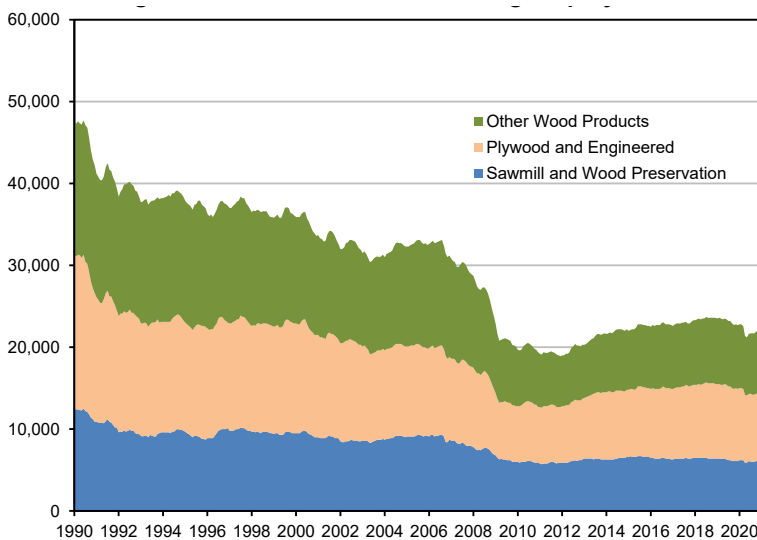
#### Klamath County



#### Lake County



### Graph of the Month Oregon Wood Product Manufacturing Employment Source: Oregon Employment Department



For economic or labor market data contact:  
 Polly Farrimond, Workforce Analyst  
 Jackson, Josephine, Klamath and Lake counties  
[polly.a.farrimond@oregon.gov](mailto:polly.a.farrimond@oregon.gov) 541-414-5325  
 Contact me to be added to this distribution list.

Follow our blog: [oregonemployment.blogspot.com](http://oregonemployment.blogspot.com)  
 Twitter: [twitter.com/OED\\_Research](https://twitter.com/OED_Research)  
 Website: [qualityinfo.org](http://qualityinfo.org)