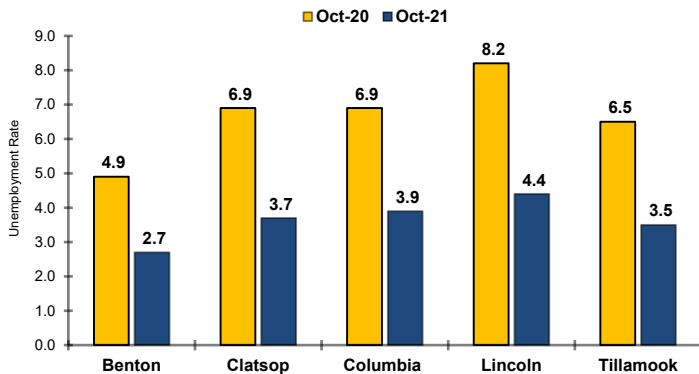


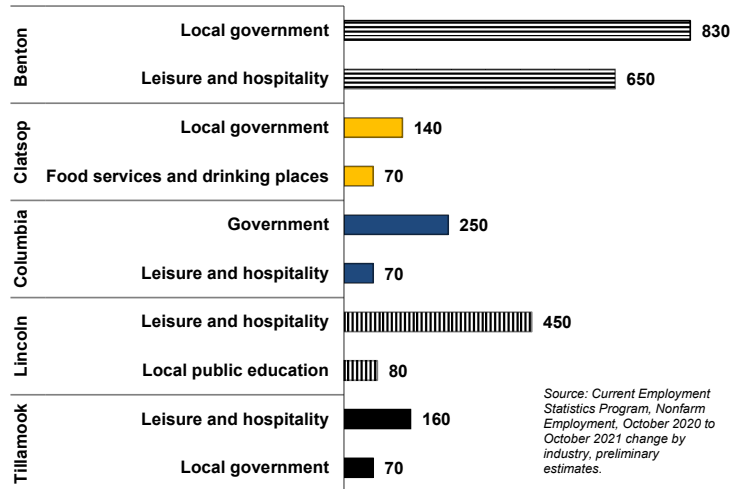
Northwest Oregon Economic Indicators
For Benton, Clatsop, Columbia, Lincoln & Tillamook Counties November 2021

The Number of Unemployed in NW Oregon Has Fallen by Nearly 3,400 (Down 44%) Since October 2020 and by About 17% Since Last Month (Preliminary Estimates, Not Seasonally Adjusted)



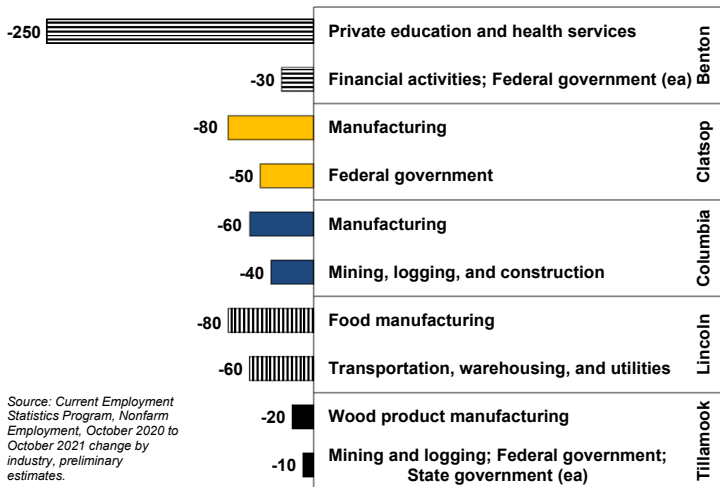
Source: Oregon Employment Department Local Area Unemployment Statistics Program.

Industries Adding the Most Jobs in Past Year by County



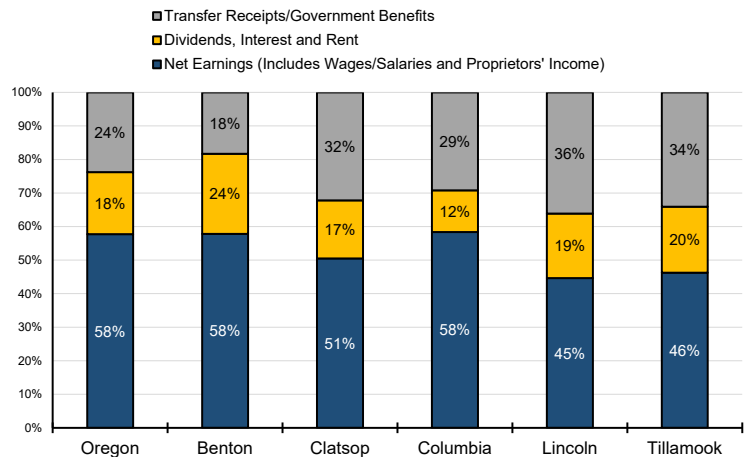
Source: Current Employment Statistics Program, Nonfarm Employment, October 2020 to October 2021 change by industry, preliminary estimates.

Industries Losing the Most Jobs in Past Year by County



Source: Current Employment Statistics Program, Nonfarm Employment, October 2020 to October 2021 change by industry, preliminary estimates.

NW Oregon Personal Income by Major Components



Source: U.S. Department of Commerce Bureau of Economic Analysis 2020 annual personal income.

For more economic or labor market data or to be added to this monthly email list, contact:

Shawna Sykes, Workforce Analyst/Economist

Cell: 503.396.7355

E-mail: Shawna.L.Sykes@employ.oregon.gov

Erik Knoder, Regional Economist

Desk: 541.574.2306

E-mail: Erik.A.Knoder@employ.oregon.gov

Want to keep up on the latest Oregon economic data?

Visit our web site at www.QualityInfo.org

Follow us on Twitter at: @OED_Research

Check out our blog at: <https://oregonemployment.blogspot.com/>