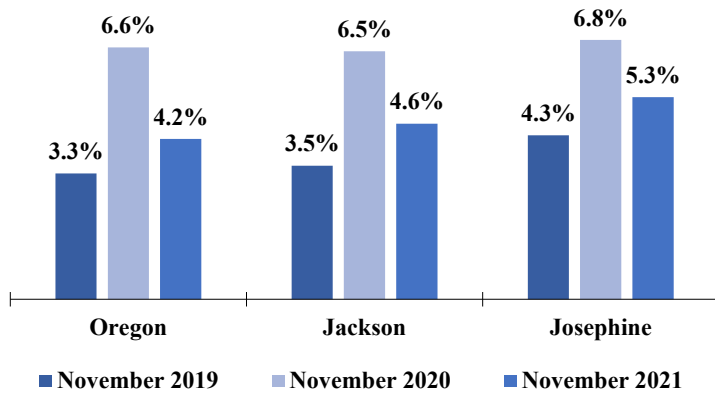


Jackson & Josephine Counties

December 2021 Edition

Statewide and Local Unemployment Rates (Seasonally adjusted)

Source: Oregon Employment Department, Local Area Unemployment Statistics



Selected Industry Gains and Losses (Over-the-year net employment change)

Source: Oregon Employment Department, Current Employment Estimates

Jackson County

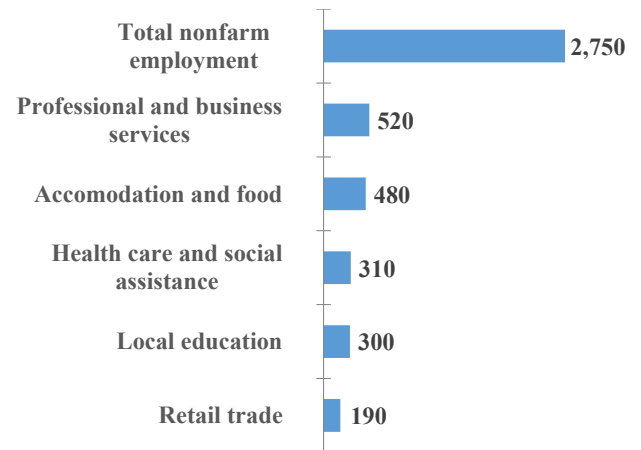


Table of the Month

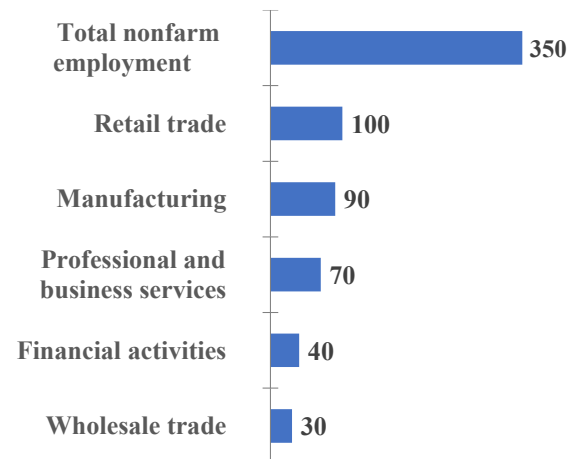
Enrollment Headcounts Remain Below 2019 at Oregon Community Colleges (4th Week of Fall Term)

Source: Oregon Employment Department, Oregon Higher Education Coordinating Commission

	2019	2020	2021	% Change from 2019
Total Headcount	115,104	88,247	87,881	-24%
Lane	9,974	7,723	6,968	-30%
Rogue	6,148	3,619	3,973	-35%
Umpqua	3,923	3,118	3,052	-22%
Southwestern Oregon	3,110	1,976	1,871	-40%
Klamath	2,161	1,797	1,478	-32%
Oregon Coast	939	516	821	-13%
Tillamook Bay	929	827	764	-18%

The table of the month is from an [article](#) written by Jessica Nelson, Employment Economist with the Oregon Employment Department. Since the decline in higher education enrollment following the COVID-19 pandemic, enrollments have stabilized in the fall of 2021. Enrollment at community colleges were impacted at a higher rate than four year institutions. In Oregon, community college enrollment decreased by 24% since the fall of 2019. This article explains how all the community colleges were affected in Oregon, the southern region data is included above. The demographics of the students that were included in these numbers, along with the impacts on the workforce, is detailed in this article. The valuable services that community colleges provide to workforce development is critical to the recovery from the pandemic.

Josephine County



Polly Farrimond, Workforce Analyst/Economist
Jackson, Josephine, Klamath, Lake, Douglas, Coos and Curry Counties
polly.a.farrimond@employ.oregon.gov 541-414-5325

Follow our blog: oregonemployment.blogspot.com

Twitter: twitter.com/OED_Research

Website: qualityinfo.org