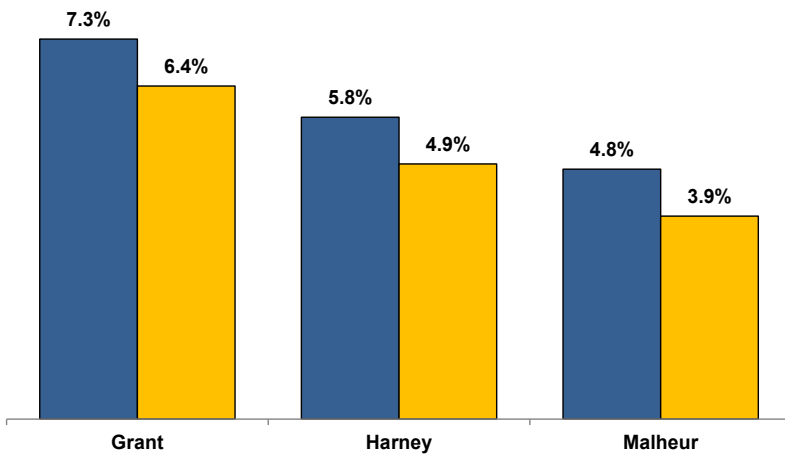


**Unemployment Rates (Seasonally Adjusted)**

■ October 2020 ■ October 2021



**Unemployment Rate News**

Malheur County's seasonally adjusted unemployment rate for October 2021 was 3.9%, while Harney County came in at 4.9% and Grant County at 6.4%. Malheur County's rate was below Oregon's statewide rate of 4.4% and the national rate of 4.6%.

Malheur County's rate ranked fourth lowest among Oregon's 36 counties for the month while Harney County's ranked in a four-way tie for 18th and Grant County's sat at 36th.

All three counties had lower seasonally adjusted unemployment rates in October 2021 than the previous October's higher pandemic-related rates.

Grant, Harney, and Malheur counties (-0.9 percentage point) ranked in a four-way tie for 31st among Oregon's counties for largest over-the-year change.

**Nonfarm Employment Change**

October 2020 to October 2021


Grant County lost an estimated 50 jobs over the year. The private sector added 20 jobs with small gains overcoming small losses across industries. The public sector dropped 70 jobs with losses in local and federal government while state government was unchanged.

Harney County added an estimated 30 jobs over the year. The private sector increased by 20 jobs led by gains in retail trade and leisure and hospitality while losses were confined to professional and business services and goods-producing. The public sector added 10 jobs with a gain in local government overcoming losses in federal and state government.

Malheur County employment decreased by an estimated 110 jobs over the year. The private sector dropped 50 jobs led by a loss in manufacturing. Gains were led by retail trade and wholesale trade. The public sector dropped 60 jobs with losses in local and federal government overcoming a gain in state government.

**Notable Industry Gains and Losses**

Over-the-Year Employment Change from October 2020



**Grant**

- Mining/Logging (+10)
- Manufacturing (+10)
- Retail Trade (+10)
- Leisure/Hospitality (+10)

**Harney**

- Local Government (+30)
- Retail Trade (+20)
- Leisure/Hospitality (+20)
- Other Services (+10)

**Malheur**

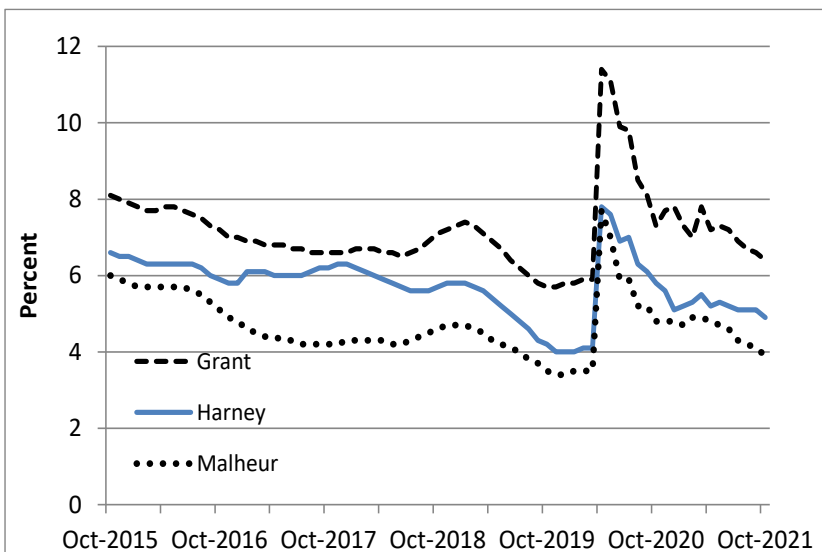
- Retail Trade (+70)
- Wholesale Trade (+30)
- Information (+20)
- Professional/Business Services (+10)
- State Government (+10)

- Local Government (-50)
- Federal Government (-20)

- Professional/Business Services (-20)
- Goods-producing (-10)

- Manufacturing (-100)
- Local Government (-50)
- Financial Activities (-30)

**Unemployment rate continuing drop from COVID-19 high**



**Want to learn more about the Oregon economy?**

Read our blog at: [oregonemployment.blogspot.com/](http://oregonemployment.blogspot.com/)

Follow us on Twitter at: [Twitter.com/OED\\_Research](https://twitter.com/OED_Research)

Visit our web site at: [QualityInfo.org](http://QualityInfo.org)

Visit our subscription service at: [qualityinfo.org/p-sofrm](http://qualityinfo.org/p-sofrm)

**For more economic or labor market data about Grant, Harney or Malheur counties, contact:**

**Tony Wendel, Workforce Analyst**

Desk: 541-684-2356 Cell: 541-667-7027

E-mail: [Tony.A.Wendel@employ.oregon.gov](mailto:Tony.A.Wendel@employ.oregon.gov)

**Chris Rich, Regional Economist**

Desk: 541-963-7111 ext. 226 Cell: 541-519-0315

E-mail: [Christopher.M.Rich@employ.oregon.gov](mailto:Christopher.M.Rich@employ.oregon.gov)

**Want to be added to the monthly distribution list?**

E-mail me at: [Tony.A.Wendel@employ.oregon.gov](mailto:Tony.A.Wendel@employ.oregon.gov)