

Washington County Economic Indicators November 2021 (October Data)

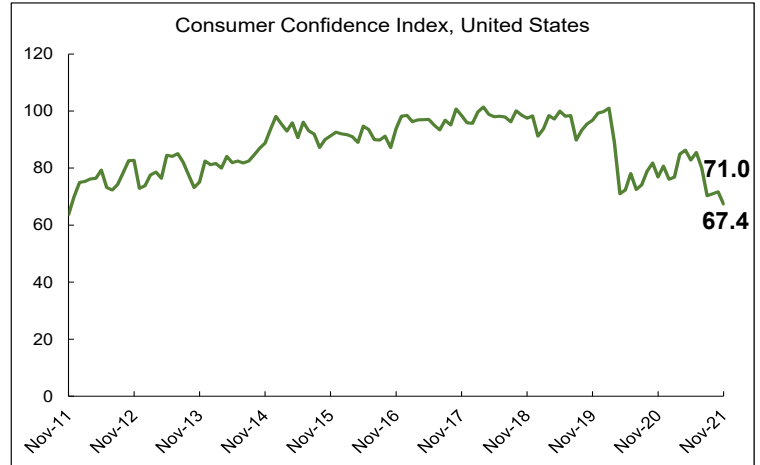
Washington County's unemployment rate declined to below 4.0% for the first time since March 2020. In October 2021, it stood at 3.7% which is also below this time last year (5.8%). It remains well below the historic average (over the last two decades) of 5.8% for Washington County.

Employment levels in Washington County grew by 0.4% or 1,200 jobs between September and October 2021. Those gains were led by education and health services, retail trade, and financial activities. Since the depths of COVID-19 in April 2020, Washington County has now recovered 80% of the jobs it lost.

Consumer confidence in the United States dropped further in November 2021. From October to November, confidence dropped to its lowest level since 2011. Inflationary pressure and concerns surrounding COVID-19 continue to hamper confidence in the U.S. economy both today and tomorrow.

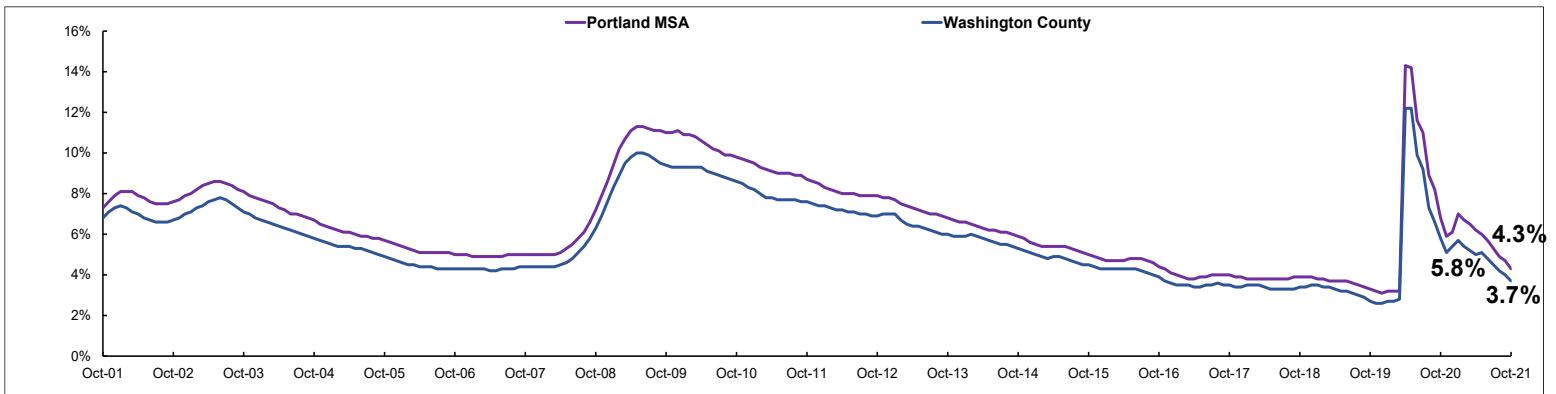
Consumer Confidence Continues to Decline Due to Inflationary Pressure and Declining Expectations

University of Michigan, Survey of Consumers, Nov 2011 to Nov 2021



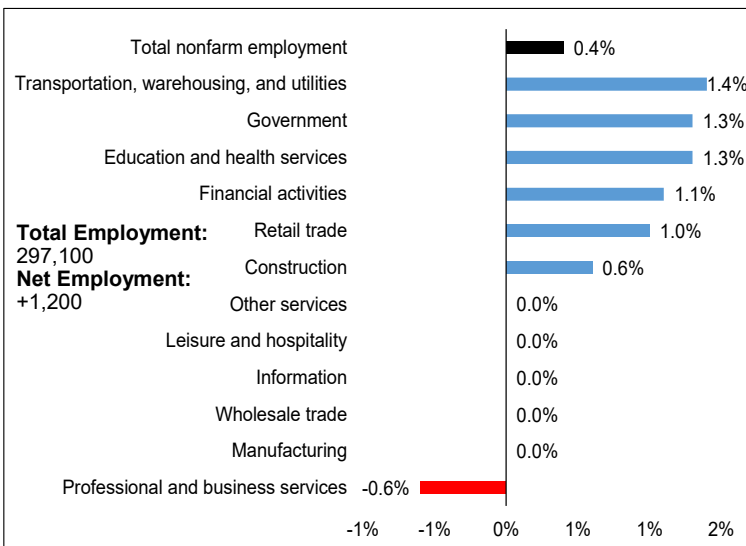
Unemployment in Washington County Declined to 3.7% in October 2021

*October 2001 to October 2021, seasonally adjusted
Local Area Unemployment Statistics*



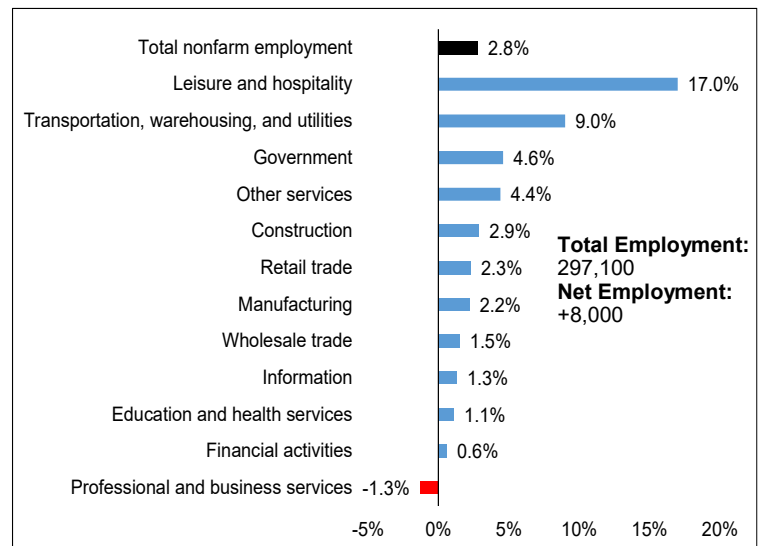
Washington County Adds 1,200 Jobs Led By Education and Health Services

*September 2021 to October 2021, percentage change
Current Employment Estimates*



Compared With the Depths of the COVID Recession in April 2020, Washington County has Recovered 80% of Jobs Lost

*October 2020 to October 2021
Current Employment Estimates*



Have questions? Want to subscribe? Contact me!
Brandon Schrader, Workforce Analyst

(503) 360 - 2421
Brandon.W.Schrader@oregon.gov