

Washington County Economic Indicators

December 2021 (November Data)

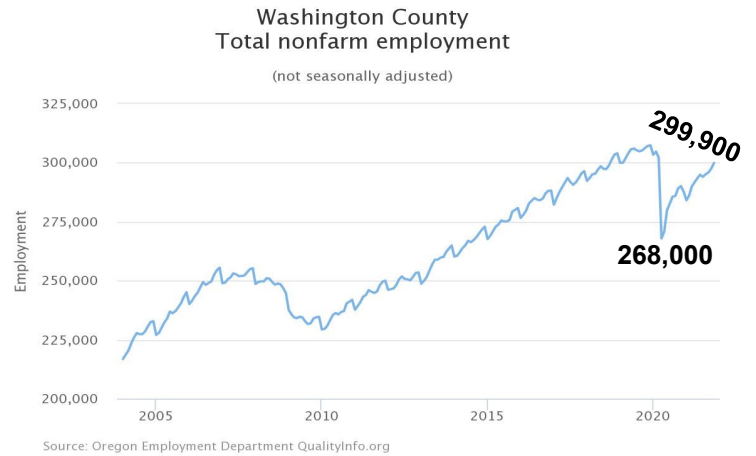
Washington County's unemployment rate remained below 4.0%. In November 2021, it stood at 3.5% which is also less than this time last year (5.1%) and the historic average (over the last two decades) of 5.8% for Washington County.

Employment levels in Washington County grew by 0.8% or 2,400 jobs between October and November 2021. Those gains were led by retail trade and transportation, warehousing, and utilities. Both sectors tend to see increases during the holiday season. However, it's promising to see those increases as we entered November.

The Covid-19 recession knocked employment in Washington County down to 268,000, a level we hadn't seen since 2015. However, since April 2020, our area has seen consistent employment recovery. While some gains are likely due to holiday hiring, the business community has recovered 87% of the jobs lost during the spring of 2020 which is promising as we enter 2022.

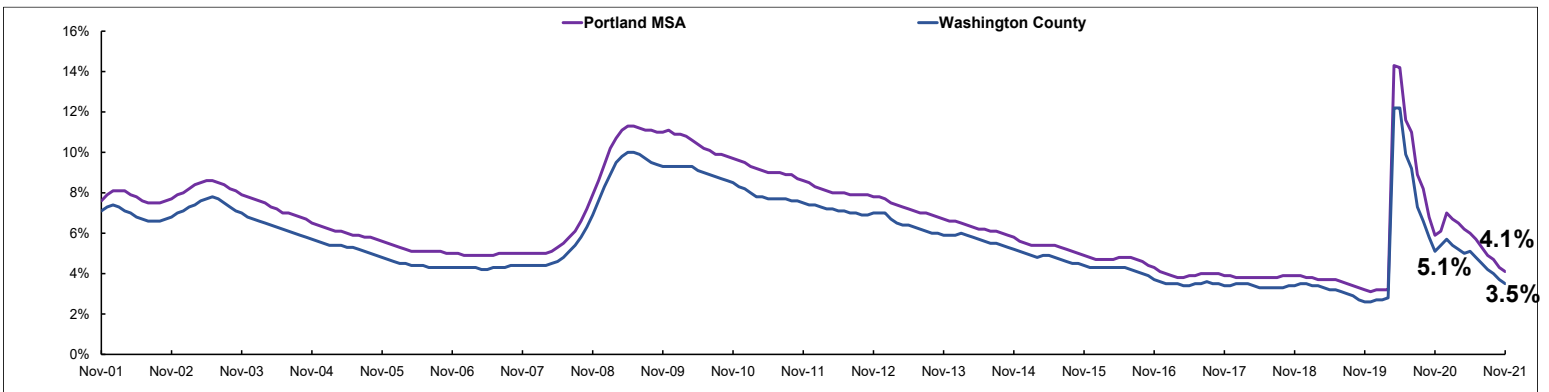
Total Nonfarm Employment Improves in Washington County. 87% of the Jobs Lost in Spring 2020 Have Been Recovered

January 2004 to November 2021
Current Employment Statistics, Not Seasonally Adjusted



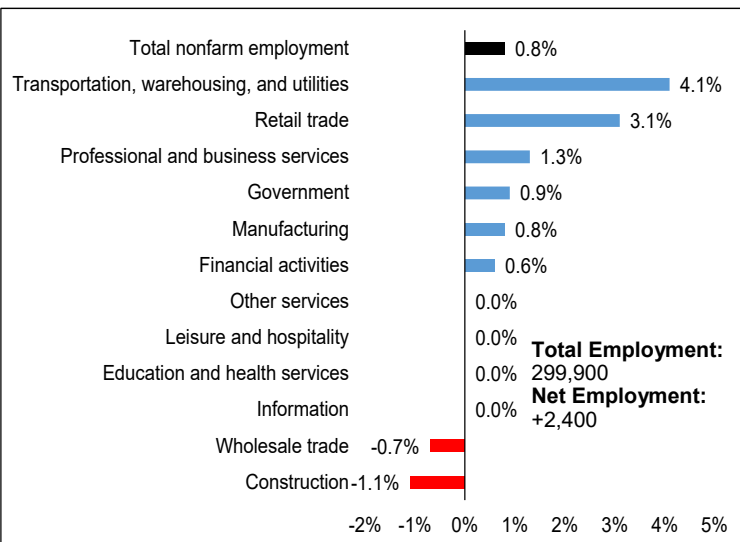
Unemployment in Washington County Remains Low at 3.5% in November 2021

November 2001 to November 2021, seasonally adjusted
Local Area Unemployment Statistics



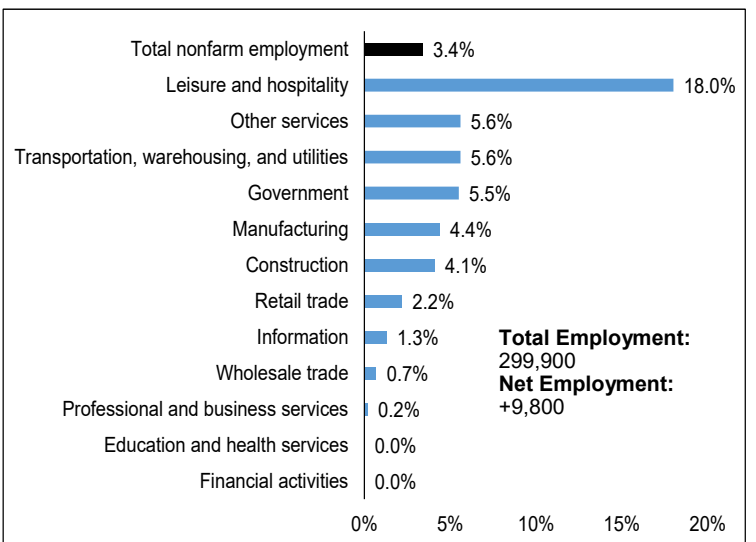
Washington County Adds 2,400 Jobs Led By Transportation, Warehousing, and Utilities as well as Retail Trade

October 2021 to November 2021, percentage change
Current Employment Estimates



Nearly Every Industry in Washington County Saw Employment Growth Over the Last Year

November 2020 to November 2021
Current Employment Estimates



Have questions? Want to subscribe? Contact me!
Brandon Schrader, Workforce Analyst

(503) 360 - 2421
Brandon.W.Schrader@oregon.gov