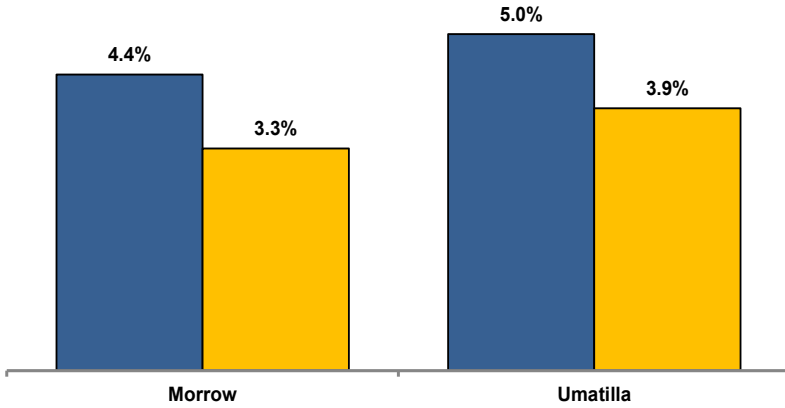


Unemployment Rates (Seasonally Adjusted)

■ August 2022 ■ August 2023



Unemployment Rate News

Morrow County's seasonally adjusted unemployment rate for August 2023 was 3.3%, while Umatilla County came in at 3.9%. Morrow County's rate was below Oregon's statewide rate of 3.4% and the national rate of 3.8%.

Morrow County's rate tied for seventh lowest among Oregon's 36 counties for the month while Umatilla County's tied for 20th.

Both counties' rates were below their August 2022 rates.

Both counties' August 2023 rates were their lowest August rates since comparable statistics began in 1990. Over the same period, both counties' rates were also their lowest rates for any month.

Nonfarm Employment Change

August 2022 to August 2023

Morrow County gained an estimated 160 jobs over the year. The private sector increased by 170 jobs. Construction, manufacturing, and leisure and hospitality saw the largest gains. Losses were confined to wholesale trade. The public sector dropped 10 jobs with a loss in state government overcoming a gain in federal government while local government was unchanged.

Umatilla County employment increased by an estimated 740 jobs over the year. The private sector increased by 480 jobs. Gains were led by professional and business services; leisure and hospitality; mining, logging, and construction; and other services. Losses were led by manufacturing and transportation, warehousing, and utilities. The public sector added 260 jobs with gains in state government, other local government, Indian tribal, and federal government overwhelming a loss in local education.

Notable Industry Gains and Losses


Over-the-Year Employment Change from August 2022

Morrow

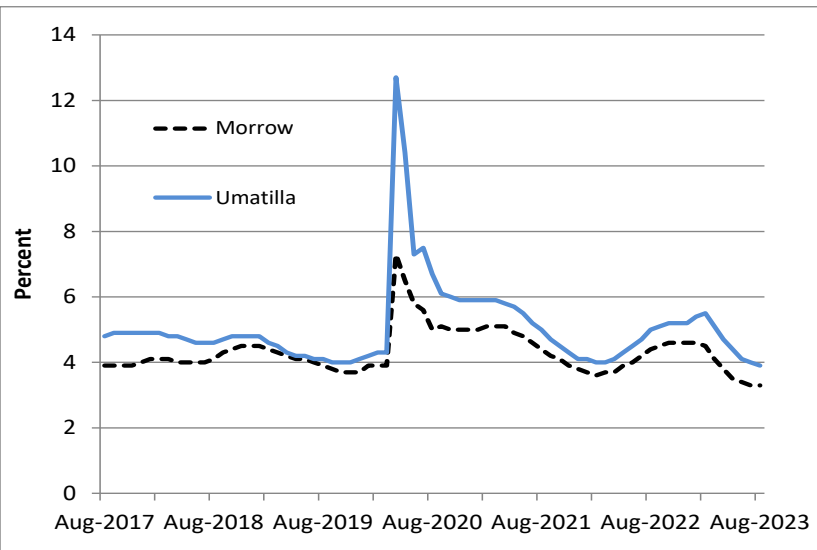
- Construction (+30)
- Manufacturing (+30)
- Leisure/Hospitality (+30)
- Professional/Business Services (+20)
- Private Education/Health Services (+20)
- Mining/Logging (+10)
- State Government (-20)
- Wholesale Trade (-10)

Umatilla

- Professional/Business Services (+420)
- Leisure/Hospitality (+230)
- State Government (+120)
- Mining/Logging/Construction (+80)
- Other Services (+80)
- Other Local Government (+80)
- Manufacturing (-260)
- Transportation/Warehousing/Utilities (-140)
- Retail Trade (-50)



Unemployment rates reach record lows since 1990



Want to learn more about the Oregon economy?

Follow us on Twitter at: twitter.com/OED_Research

Visit our web site at: QualityInfo.org

Visit our subscription service at: qualityinfo.org/subscribe

For more economic or labor market data about Morrow or Umatilla counties, contact:

Tony Wendel, Workforce Analyst

Cell: 541-667-7027

E-mail: Tony.A.Wendel@employ.oregon.gov

Dallas Fridley, Regional Economist

Cell: 541-645-0005

E-mail: Dallas.W.Fridley@employ.oregon.gov

Want to be added to the monthly distribution list?

E-mail me at: Tony.A.Wendel@employ.oregon.gov