

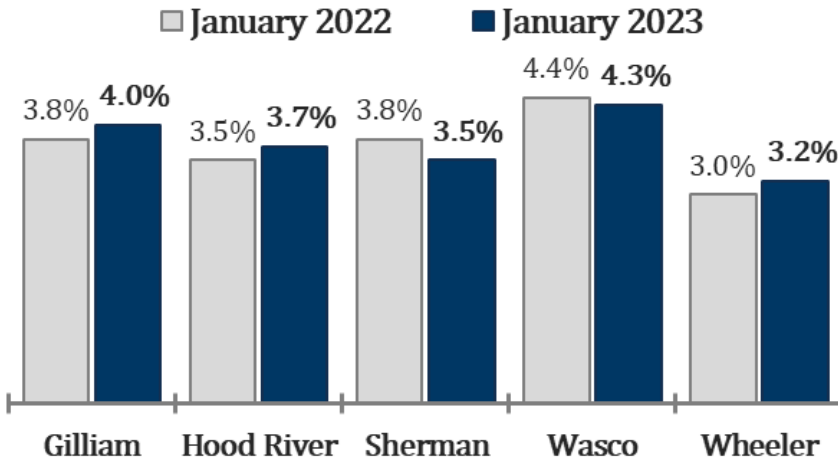


Columbia Gorge Economic Indicators

(January 2023 data)

February 2023 Edition

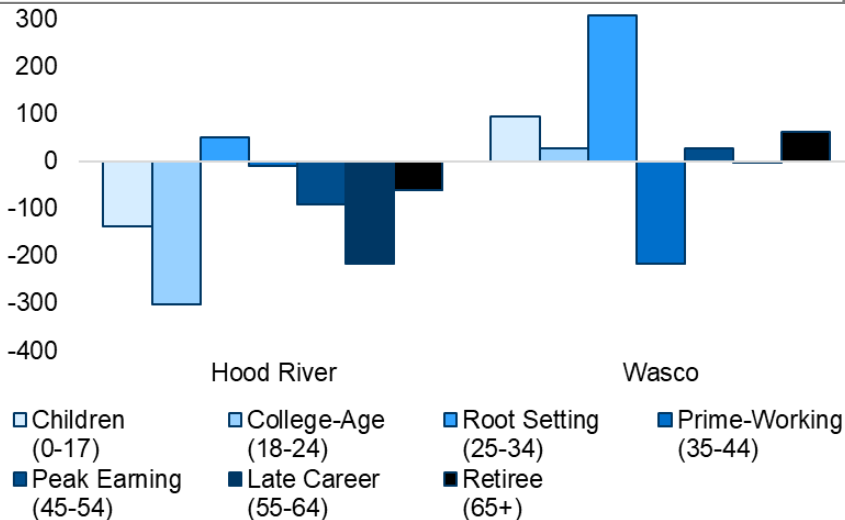
Local Area Unemployment Rates (Seasonally adjusted)



Graph of the Month

Net Domestic Migration in the Columbia Gorge by Age

Source: Census, 2021 5-Year American Community Survey

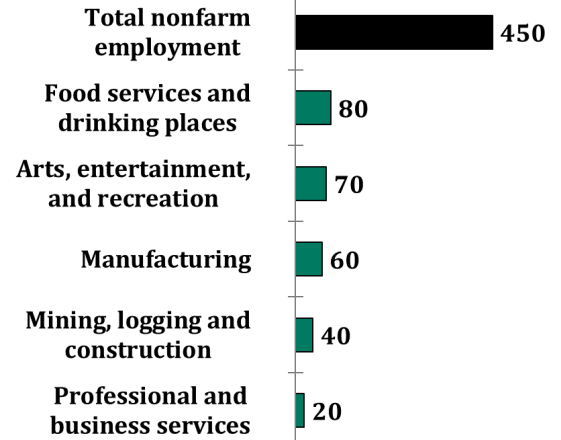


Net domestic migration data from the 2021 5-Year American Community Survey (ACS) generally shows strong migration out of Hood River and weak migration in to Wasco. Unfortunately, the data isn't significant for Gilliam, Sherman and Wheeler counties.

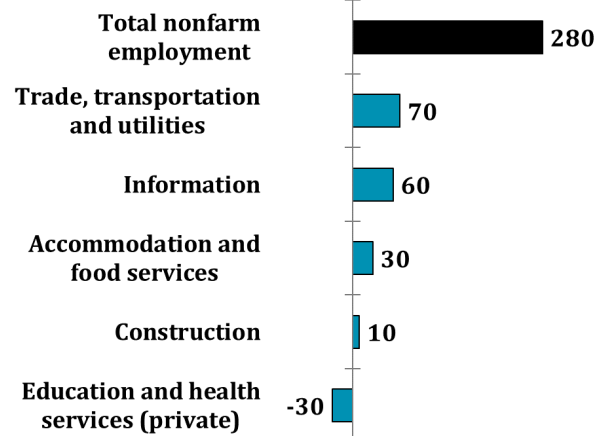
Broadly speaking, Hood River is losing population from domestic migration across all age groups, most notably from the "college-age" and "late career" populations. Wasco, on the other hand, is gaining population from domestic migration, especially among the "root setting" population. Most migration out of Hood River is to elsewhere in Oregon, especially Wasco County. Most migration into Wasco is from elsewhere in Oregon, especially from Hood River.

Select Industry Gains and Losses (Over-the-year net employment change)

Hood River County



Wasco County



Notable Over-the-Year Changes

Gilliam

Total nonfarm employment (+115)
Education and health services (+10)
Trade, transportation and utilities (-5)

Sherman

Total nonfarm employment (+55)
Trade, transportation and utilities (+35)
Government (+5)

Wheeler

Total nonfarm employment (+20)
Leisure and hospitality (+10)
Trade, transportation and utilities (-5)

Want to join the distribution list?

Nicole Ramos Nicole.S.Ramos@employ.oregon.gov