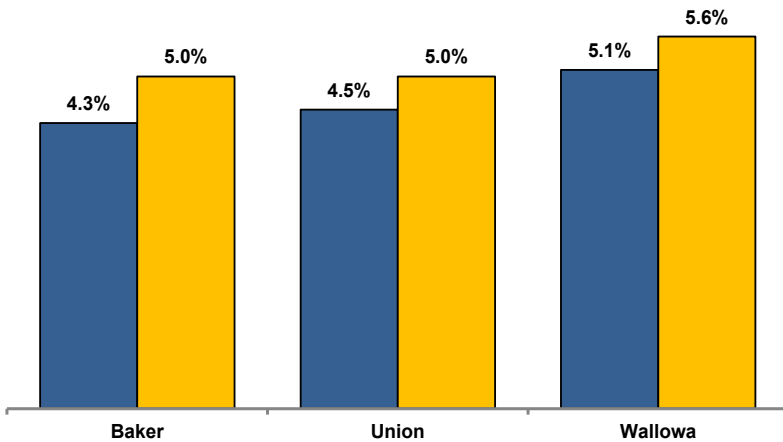


**Unemployment Rates (Seasonally Adjusted)**

■ January 2022 ■ January 2023



**Unemployment Rate News**

Baker and Union counties' seasonally adjusted unemployment rates for January 2023 were 5.0%, while Wallowa County came in at 5.6%. All three counties' rates were above Oregon's statewide rate of 4.8% and the national rate of 3.4%.

Baker and Union counties' rates tied for 20th lowest among Oregon's 36 counties for the month while Wallowa County's ranked 26th.

All three counties' rates were above their January 2022 rates.

Since comparable statistics began in 1990, all three counties' only lower January rates came in 2022 and 2020.

**Nonfarm Employment Change**

January 2022 to January 2023

Baker County lost an estimated 20 jobs over the year. The private sector decreased by 10 jobs. Manufacturing and leisure and hospitality led losses while mostly offsetting gains were led by professional and business services. The public sector dropped 10 jobs with a loss in local government while state and federal government were unchanged.

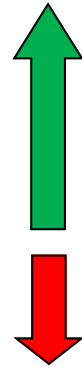
Union County employment decreased an estimated 20 jobs over the year. The private sector dropped 50 jobs led by losses in manufacturing and leisure and hospitality. Gains were led by construction and transportation, warehousing, and utilities. The public sector added 30 jobs with gains in state and local government while federal government was unchanged.

Wallowa County gained an estimated 30 jobs over the year. The private sector saw a net change of zero jobs with small gains offsetting small losses across industries. The public sector added 30 jobs with gains in local and state government overcoming a loss in federal government.

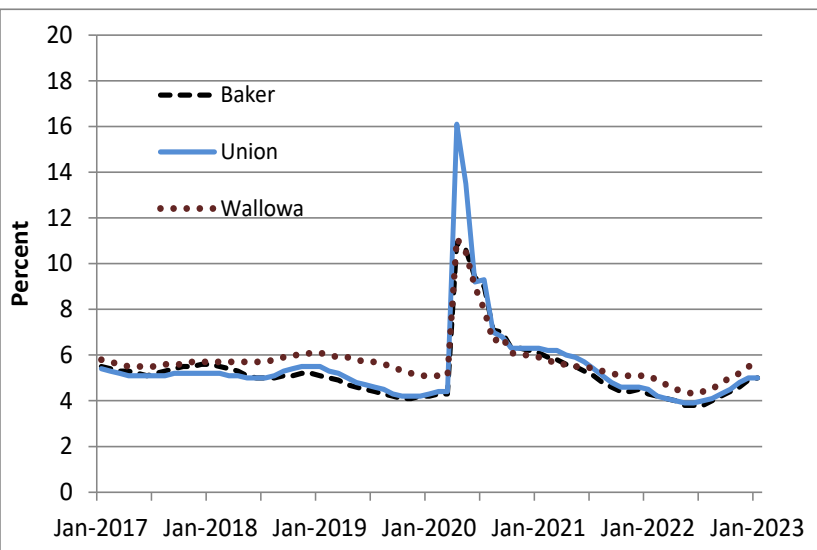
**Notable Industry Gains and Losses**

Over-the-Year Employment Change from January 2022

<u>Baker</u>	<u>Union</u>	<u>Wallowa</u>
Professional/Business Services (+40)	Construction (+40)	Local Government (+30)
Information (+20)	Transportation/Warehousing/Utilities (+30)	Construction (+20)
Construction (+20)	Financial Activities (+20)	Private Education/Health Services (+20)
Transportation/Warehousing/Utilities (+20)	Other Services (+20)	Other Services (+10)
Retail Trade (+10)	State Government (+20)	State Government (+10)
	Local Government (+10)	Wholesale/Retail Trade (+10)
<hr/>		
Manufacturing (-80)	Manufacturing (-70)	Manufacturing (-20)
Leisure/Hospitality (-30)	Leisure/Hospitality (-70)	Leisure/Hospitality (-20)
Mining/Logging (-10)	Retail Trade (-20)	Transportation/Warehousing/Utilities (-10)
Wholesale Trade (-10)		



**Unemployment rate climbing from historical lows (since 1990)**



**Want to learn more about the Oregon economy?**

Follow us on Twitter at: [Twitter.com/OED\\_Research](https://twitter.com/OED_Research)

Visit our web site at: [QualityInfo.org](https://QualityInfo.org)

Visit our subscription service at: [qualityinfo.org/subscribe](https://qualityinfo.org/subscribe)

**For more economic or labor market data about Baker, Union or Wallowa counties, contact:**

**Tony Wendel, Workforce Analyst**

Cell: 541-667-7027

E-mail: [Tony.A.Wendel@employ.oregon.gov](mailto:Tony.A.Wendel@employ.oregon.gov)

**Chris Rich, Regional Economist**

Cell: 541-519-0315

E-mail: [Christopher.M.Rich@employ.oregon.gov](mailto:Christopher.M.Rich@employ.oregon.gov)

**Want to be added to the monthly distribution list?**

E-mail me at: [Tony.A.Wendel@employ.oregon.gov](mailto:Tony.A.Wendel@employ.oregon.gov)