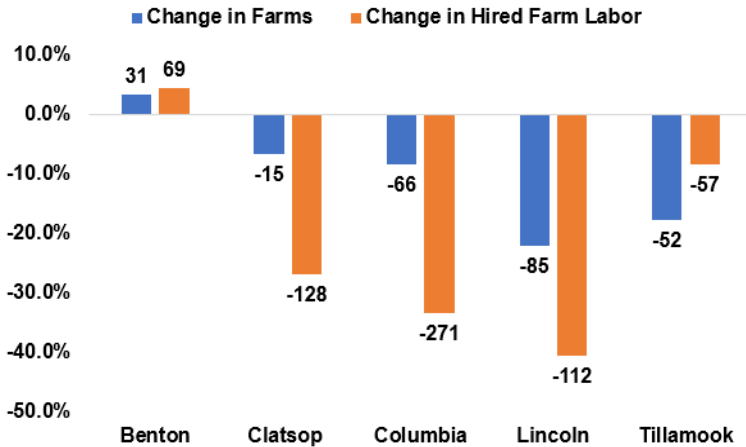


Northwest Oregon Economic Indicators

For Benton, Clatsop, Columbia, Lincoln & Tillamook Counties April 2024 (March 2024 Data)

Number of Farms Decreased from 2017-2022 in Northwest Oregon

Source: USDA Census of Agriculture, 2017-2022



Graph of the Month

With the recent release of the 2022 Census of Agriculture, we are taking a closer look at the changes that have occurred since the last Census of Agriculture in 2017. The number of farms and the number of hired farm workers decreased in four of the five counties, with Benton County being the only to gain farms and employment between the 2017 and 2022 censuses. Oregon as a whole also saw a decrease in farms and hired farm labor, decreasing by 5.5% and 16.5%, respectively.

Key Takeaways

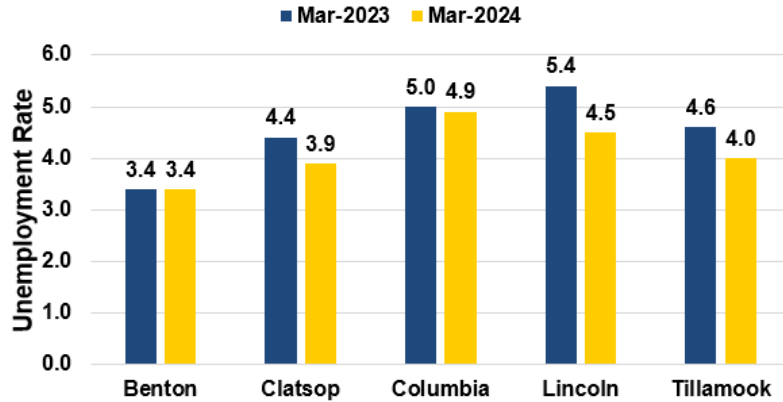
Unemployment rates were mostly unchanged across the region. Employment growth over the year is concentrated in government and health services across most counties. This is also true for statewide job growth. Manufacturing and information led job losses across the region. Leisure and hospitality gained jobs in Clatsop County, but lost jobs in Columbia, Lincoln, and Tillamook counties.

For more economic or labor market data or to be added to this monthly email list, contact:

Shaun Barrick, Workforce Economist
Cell: 503.396.7355
E-mail: Shaun.barrick@employ.oregon.gov

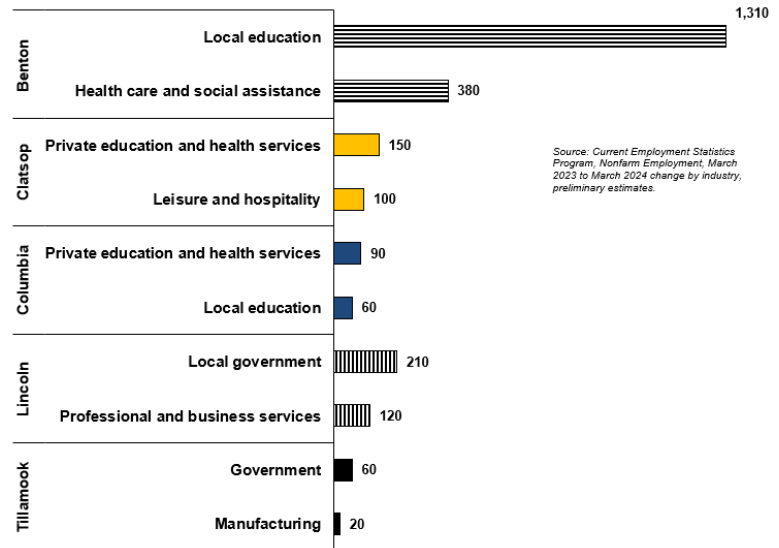
Want to keep up on the latest Oregon economic data?
Visit our web site at www.QualityInfo.org

Local Area Unemployment Rates (Preliminary Estimates, Seasonally Adjusted)



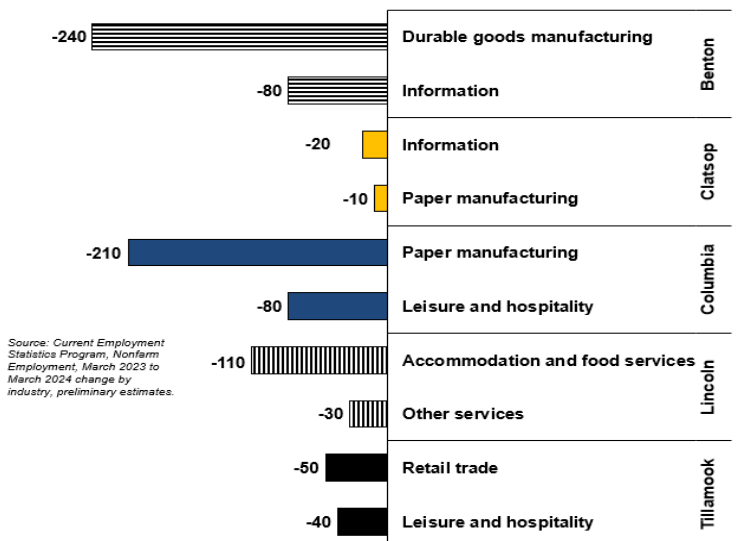
Source: Oregon Employment Department Local Area Unemployment Statistics

Industries Adding the Most Jobs in Past Year by County



Source: Current Employment Statistics Program: Nonfarm Employment, March 2023 to March 2024 change by industry, preliminary estimates.

Industries Losing the Most Jobs in Past Year by County



Source: Current Employment Statistics Program, Nonfarm Employment, March 2023 to March 2024 change by industry, preliminary estimates.