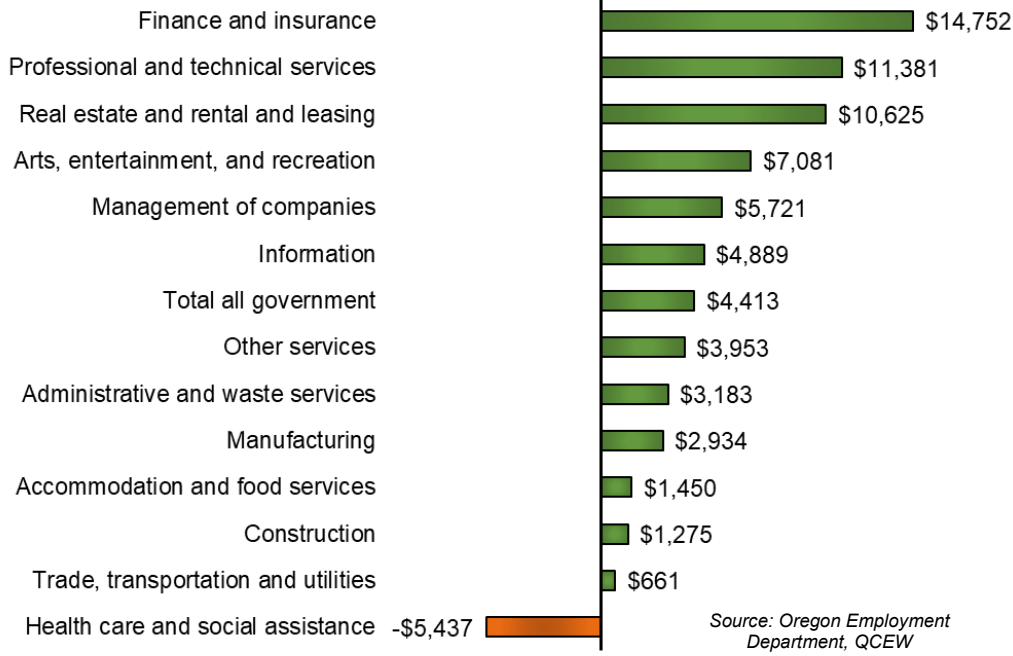


Special Topic: The Inflation Effect... Wage Changes During COVID-19

**Change in Josephine County Inflation-Adjusted Wages
 2019-2022 (In 2022 Dollars)**



Source: Oregon Employment Department, QCEW

Pictured left is a look at how Josephine County wages have changed from before to after the pandemic. Paychecks have risen in most industries since 2019, after adjusting for inflation.

On average, finance workers earn about \$1,230 more a month in 2022 than they did in 2019, management workers earn about \$480 more, construction workers earn \$106 more, while health care workers earn about \$450 less a month.

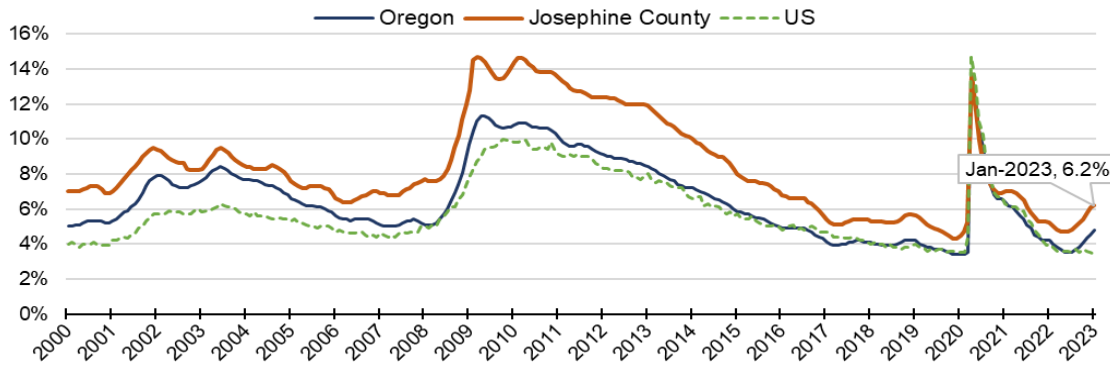
Key takeaways:
 Health care and social assistance was the only major industry that had lower average wages per worker in 2022 than in 2019.

On average, privately owned establishments in the Grants Pass MSA saw a 3.5% annual wage increase (+\$1,456) over the four year period.

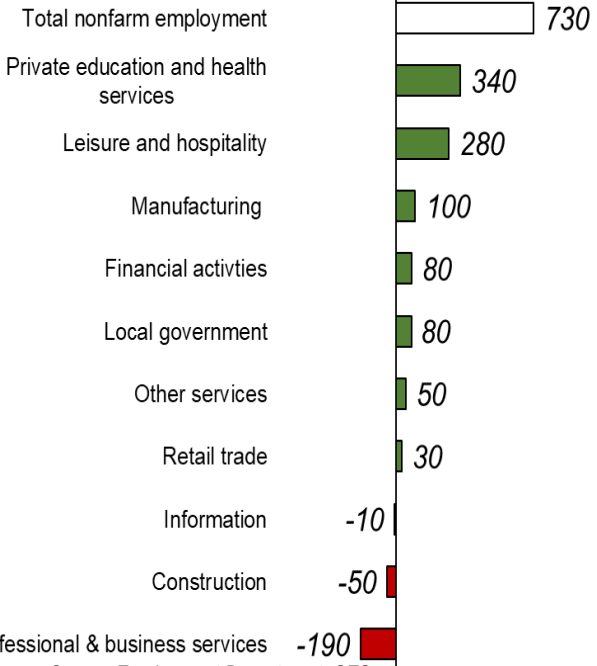
Unemployment Rate at 6.2%

- Unemployment rate peaked at 13.7% during pandemic
- Unemployment rate January 2022 was 5.2%

[More info on unemployment](#)



Source: Oregon Employment Department, LAUS



Source: Oregon Employment Department, CES

Industry Employment Change: Jan 2022 to Jan 2023
Josephine County adds 730 jobs over the year

- Payroll employment up **2.7%** over the year
- **180** jobs above January 2020 pre-pandemic total
- [Detailed January Employment Press Release](#)

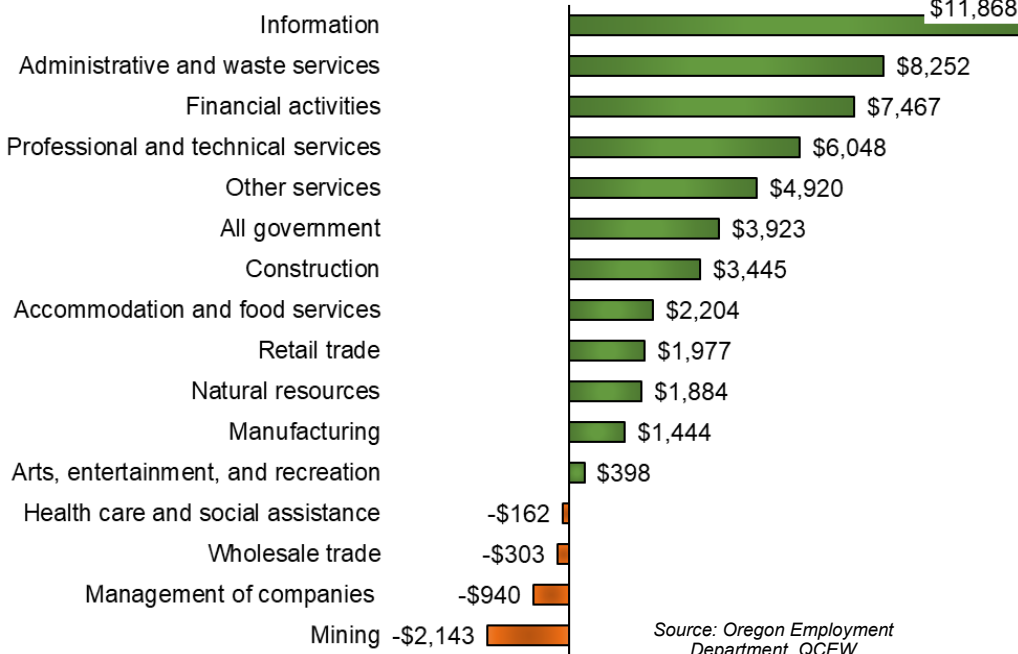
Carlos Diaz—Southern Oregon Workforce Analyst
Carlos.D.Diaz@employ.oregon.gov
 (541) 414 - 5325

QualityInfo.org: Your source for the latest economic data, highlights, and analysis.

Discover local new business openings, closures, and hiring events: [Business highlights](#)

Special Topic: The Inflation Effect... Wage Changes During COVID-19

**Change in Jackson County Inflation-Adjusted Wages
 2019-2022 (In 2022 Dollars)**



Pictured left is a look at how Jackson County wages have changed from before to after the pandemic. Paychecks have risen in most industries since 2019, after adjusting for inflation.

On average, finance workers earn about \$622 more a month in 2022 than they did in 2019, construction workers earn \$287 more, health care workers earn about the same, and mining workers earn \$180 less a month in 2022 than they did in 2019.

Key takeaways:

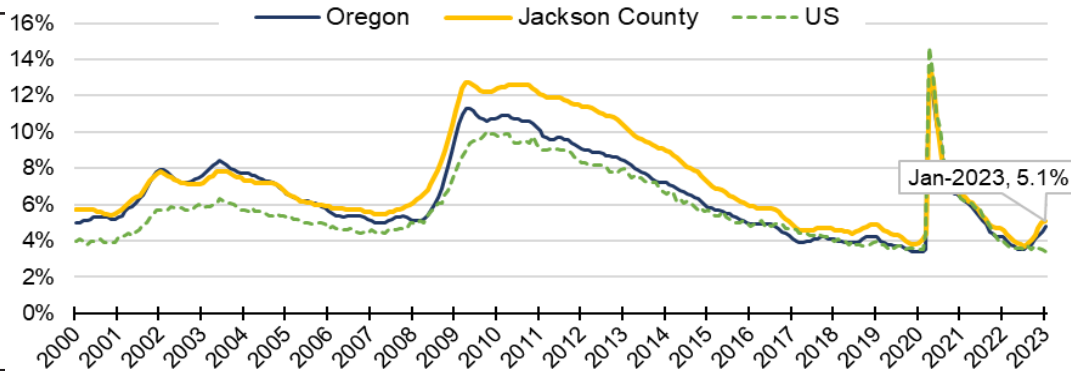
Four major industries had lower average wages per worker in 2022 than in 2019.

On average, all privately owned establishments in the Medford MSA saw a 6% wage increase (+\$3,000) from 2019 to 2022.

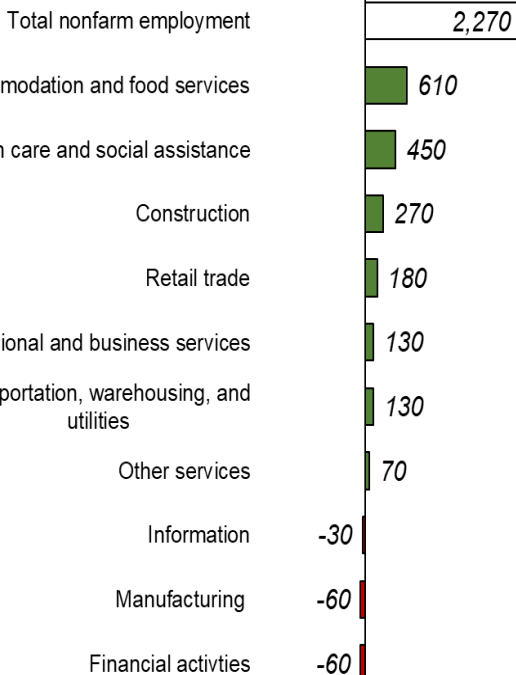
Source: Oregon Employment Department, QCEW

Unemployment Rate at 5.1%

- Jackson County's unemployment rate is just shy of the statewide level of 4.8%
- Unemployment rate January 2022 was 4.6%



Source: Oregon Employment Department, LAUS



Source: Oregon Employment Department, CES

Industry Employment Change: Jan 2022 to Jan 2023
Jackson County adds 2,270 jobs over the year

- Payroll employment up **2.6%** over the year
- **650** jobs below January 2020 pre-pandemic total
- [Detailed January Employment Press Release](#)

Carlos Diaz— Southern Oregon Workforce Analyst

Carlos.D.Diaz@employ.oregon.gov

(541) 414 - 5325

QualityInfo.org: Your source for the latest local economic data, highlights, and analysis.

Discover local new business openings, closures, and hiring events: [Business highlights](#)