

HELP WANTED IN SOUTHWESTERN OREGON

RESULTS FROM THE 2023 JOB VACANCY SURVEY

FEBRUARY 2024

SOUTHWESTERN OREGON HAD ROUGHLY 3,300 JOB VACANCIES AT ANY GIVEN TIME IN 2023.

We surveyed 1,600 private employers with two or more employees.

If they were hiring, employers gave details about each vacancy, including:

- Job title
- Full- or part-time status
- Permanent or temporary status
- Starting wage or salary
- Educational and experience requirements

Businesses also identified if their vacancies were difficult to fill, and if so, they wrote in the primary reason they faced hiring challenges.

ACROSS OREGON, BUSINESSES REPORTED ROUGHLY 72,800 VACANCIES AT ANY GIVEN TIME IN 2023.

Oregon Job Vacancies

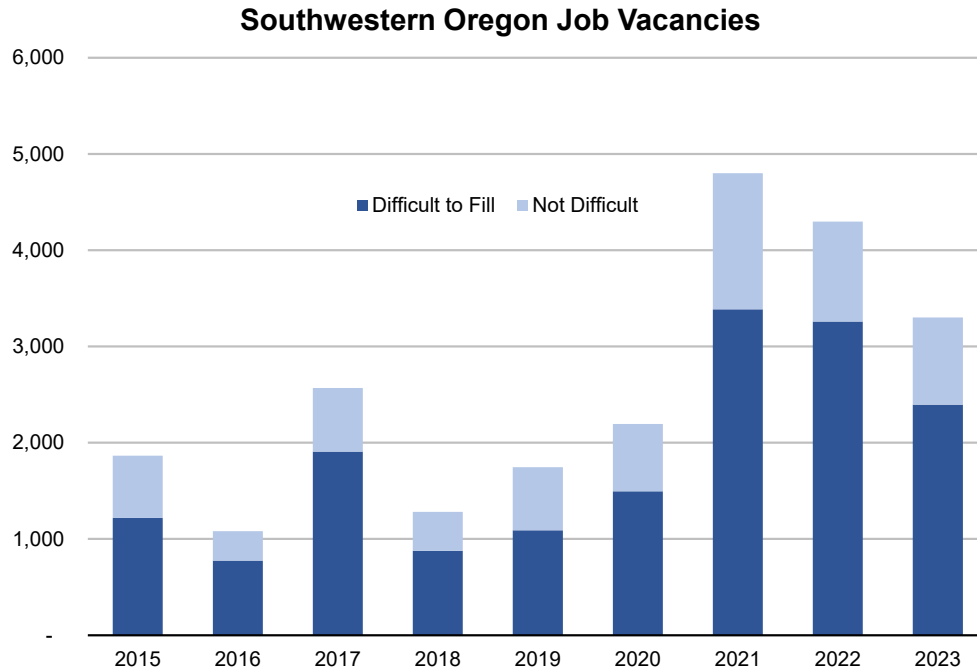
	2019	2020	2021	2022	2023
Vacancies	57,241	44,408	96,887	103,977	72,815
Average Hourly Wage	\$18.81	\$18.05	\$19.69	\$21.66	\$25.13
Full-time Positions	77%	79%	78%	81%	82%
Permanent Positions	93%	92%	93%	94%	94%
Requiring Education Beyond High School	34%	33%	30%	29%	39%
Requiring Previous Experience	57%	53%	53%	52%	58%
Difficult to Fill	57%	51%	72%	72%	61%

The number of Oregon job vacancies declined from 2022 to 2023, as the recovery from the 2020 pandemic recession slowed. Employers reported about six out of 10 openings were difficult to fill in 2023.

Characteristics Oregon employers are looking for didn't change much during the pandemic recession and recovery. A typical job vacancy tends to be for a full-time, permanent position. 39% require education beyond high school and 58% require previous experience.

Source: Oregon Employment Department

THE NUMBER OF SOUTHWESTERN OREGON VACANCIES HAVE DECLINED SINCE PEAKING IN 2021.



Source: Oregon Employment Department

VACANCIES OPEN FOR 60 DAYS OR LONGER ACCOUNTED FOR 25% OF 2023 VACANCIES – DOWN FROM 30% IN 2022. ALMOST ALL OF THESE VACANCIES WERE REPORTED AS DIFFICULT TO FILL.

**Southwestern Oregon Job Vacancies by Length of Time
Job has been Open, 2023**

Length of Time Job has been Open	Vacancies	Average Wage	Difficult to Fill
All Vacancies	3,301	\$22.05	73%
< 30 Days	1,011	\$19.16	39%
30-59 Days	421	\$20.14	73%
60+ Days	808	\$27.05	97%
Always Open	986	\$21.78	91%
Unknown	75	\$25.48	13%

Source: Oregon Employment Department

HEALTH CARE AND SOCIAL ASSISTANCE BUSINESSES REPORTED THE MOST VACANCIES OF ANY INDUSTRY.

Southwestern Oregon Job Vacancies by Industry, 2023

Industry	Vacancies	Average Hourly Wage
All Industries	3,301	\$22.05
Health care and social assistance	799	\$25.06
Leisure and hospitality	400	\$15.19
Retail trade	386	\$16.80
Construction	307	\$26.01
Management, administrative, and waste services	305	\$24.14
Manufacturing	283	\$22.29
Natural resources and mining	234	\$20.01
Transportation, warehousing, and utilities	168	\$20.65
Financial activities	134	\$21.53
Professional, scientific, and technical services	103	\$32.59
Other services	99	\$22.48
Wholesale trade	38	n/a
Information	24	n/a

Source: Oregon Employment Department

HEALTH CARE PRACTITIONERS AND TECHNICAL OCCUPATIONS HAD MORE VACANCIES THAN ANY OTHER GROUP.

Southwestern Oregon Job Vacancies by Occupation Group, 2023

Occupation Group	Vacancies
All Occupations	3,301
Health Care Practitioners and Technical	436
Transportation and Material Moving	352
Construction and Extraction	332
Food Preparation and Serving Related	292
Health Care Support	277
Sales and Related	259
Office and Administrative Support	241
Protective Service	205
Building and Grounds Cleaning and Maintenance	179
Production	179
Installation, Maintenance, and Repair	165
Business and Financial Operations	76
Community and Social Service	73
Management	72

Source: Oregon Employment Department

AREA BUSINESSES WERE HIRING FOR A VARIETY OF JOBS ACROSS THE ECONOMY IN 2023. THEY REPORTED VACANCIES FOR 143 DIFFERENT OCCUPATIONS.

Top Southwestern Oregon Occupations With the Highest Number of Job Vacancies, 2023

<u>Occupation</u>	<u>Vacancies</u>
All Occupations	3,301
Heavy and Tractor-Trailer Truck Drivers	169
Retail Salespersons	145
Firefighters	121
Construction Laborers	110
Personal Care Aides	110
Fast Food and Counter Workers	83
Nursing Assistants	81
Production Workers, All Other	81
Registered Nurses	80
Carpenters	74
Cooks, Restaurant	69
Maids and Housekeeping Cleaners	69
Cashiers	68
Therapists, All Other	64
Medical and Clinical Laboratory Technicians	62

Source: Oregon Employment Department

EMPLOYERS HAD MORE DIFFICULTY FILLING VACANCIES IN SOME OCCUPATIONS.

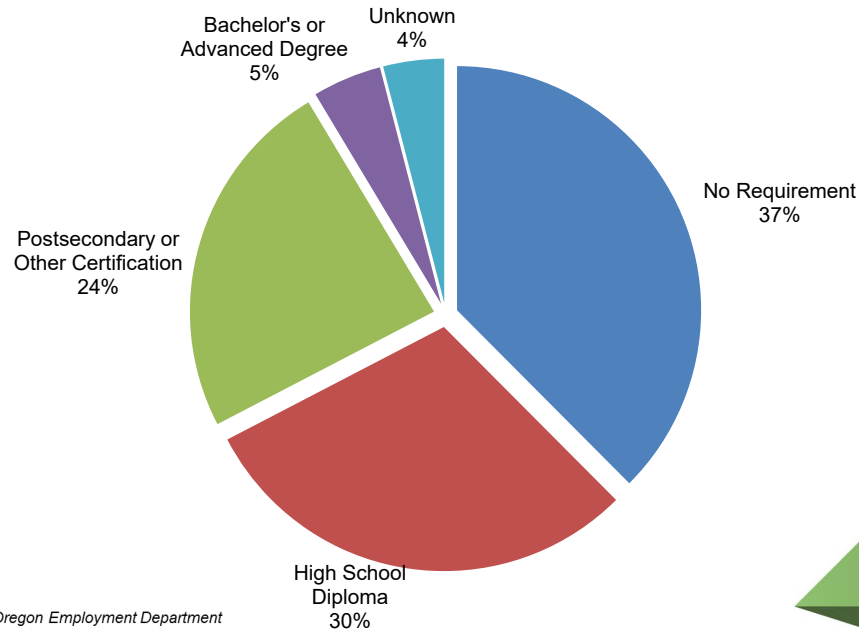
Top Southwestern Oregon Occupations With the Highest Number of Job Vacancies, 2023

<u>Occupation</u>	<u>Vacancies</u>
Difficult-to-Fill Vacancies in All Occupations	2,395
Heavy and Tractor-Trailer Truck Drivers	169
Construction Laborers	81
Personal Care Aides	77
Registered Nurses	72
Production Workers, All Other	71
Nursing Assistants	70
Therapists, All Other	64
Medical and Clinical Laboratory Technicians	62
Fast Food and Counter Workers	60
Cooks, Restaurant	59
Welders, Cutters, Solderers, and Brazers	54
Carpenters	53
Radiologic Technologists and Technicians	52
Firefighters	50

Source: Oregon Employment Department

MOST (67%) SOUTHWESTERN OREGON JOB VACANCIES REQUIRED NO EDUCATION BEYOND HIGH SCHOOL.

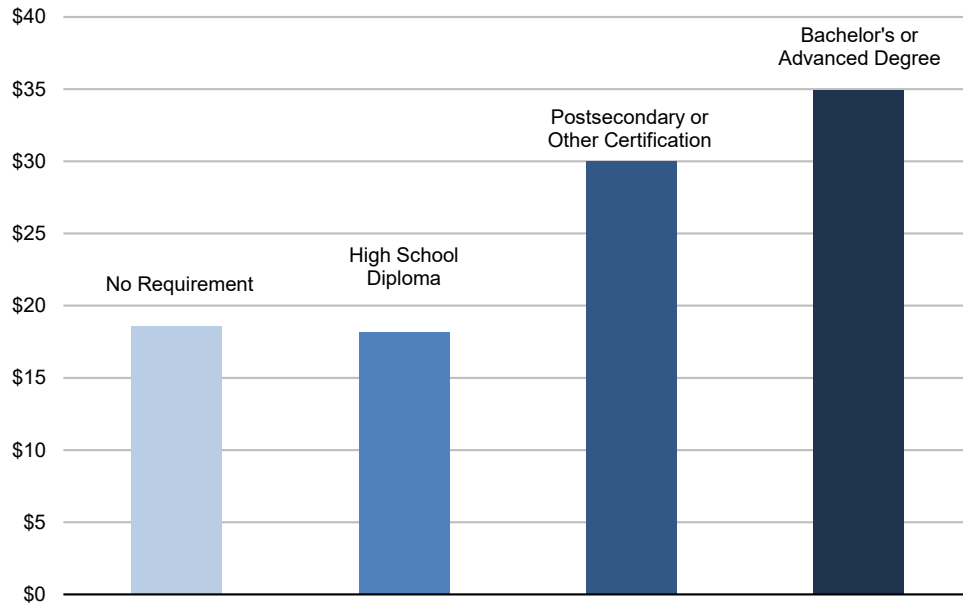
Southwestern Oregon Job Vacancies by Education Requirement, 2023



Source: Oregon Employment Department

AVERAGE HOURLY WAGES GENERALLY INCREASE ALONG WITH EDUCATION REQUIREMENTS FOR JOB VACANCIES...

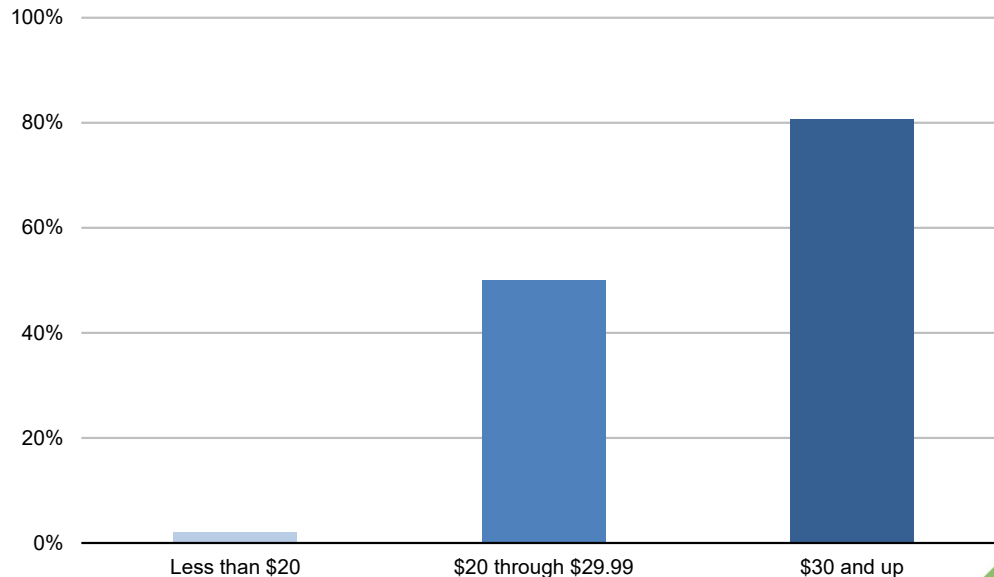
Average Hourly Wage for Southwestern Oregon Job Vacancies by Education Requirement, 2023



Source: Oregon Employment Department

...AND HIGH-PAYING VACANCIES ARE FAR MORE LIKELY TO REQUIRE EDUCATION BEYOND HIGH SCHOOL.

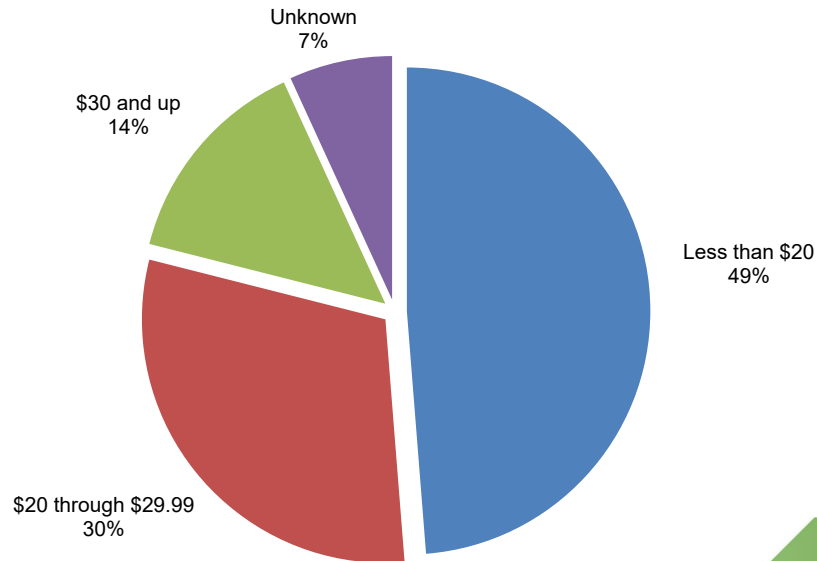
Share of Southwestern Oregon Job Vacancies Requiring Education Beyond High School by Hourly Wage Range, 2023



Source: Oregon Employment Department

SIX OUT OF 10 JOB VACANCIES IN SOUTHWESTERN OREGON PAY STARTING WAGES OF LESS THAN \$20 PER HOUR.

Southwestern Oregon Job Vacancies by Hourly Wage,
2023



Source: Oregon Employment Department

VACANCIES REQUIRING HIGHER EDUCATION ARE MORE LIKELY TO BE HIGH-PAYING, FULL-TIME, AND REQUIRE PRIOR EXPERIENCE.

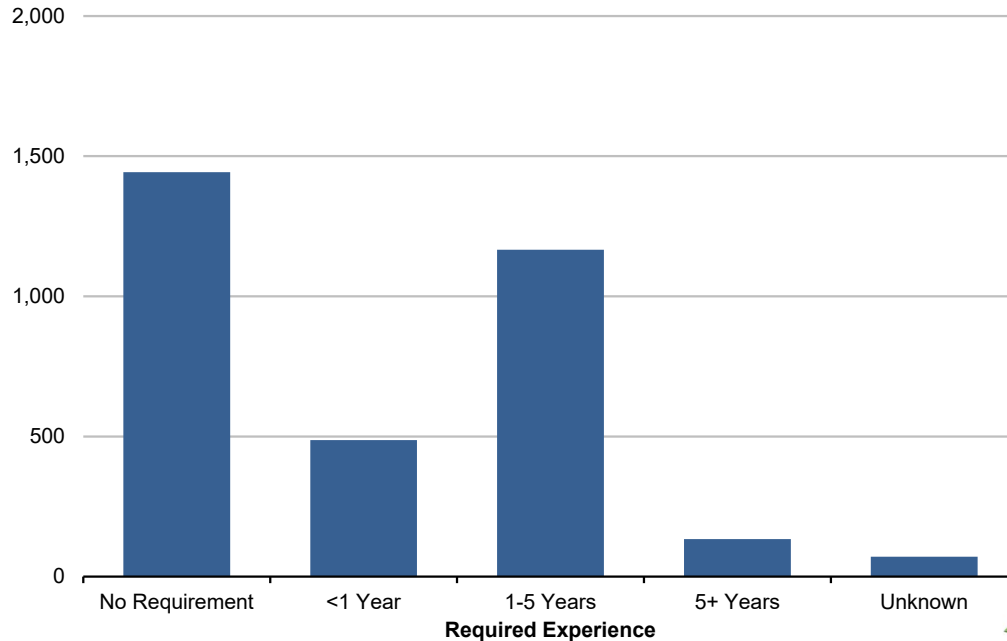
Southwestern Oregon Job Vacancies by Required Education Level, 2023

Required Education Level	Vacancies	Average Hourly Wage	Full-time Positions	Permanent Positions	Requiring Previous Experience	Difficult to Fill
All Education Levels	3,301	\$22.05	83%	91%	54%	73%
No Requirement	1,239	\$18.58	71%	77%	36%	71%
High School Diploma	985	\$18.16	83%	99%	60%	62%
Postsecondary or Other Certification	793	\$30.04	96%	100%	71%	92%
Bachelor's or Advanced Degree	151	\$34.94	100%	100%	84%	95%
Unknown	133	\$17.66	94%	100%	42%	26%

Source: Oregon Employment Department

OVER HALF (55%) SOUTHWESTERN OREGON VACANCIES REQUIRE PREVIOUS WORK EXPERIENCE.

Southwestern Oregon Job Vacancies by Experience Requirement, 2023



Source: Oregon Employment Department

HIGH-PAYING VACANCIES ARE MORE LIKELY TO REQUIRE A COMBINATION OF EDUCATION AND PREVIOUS EXPERIENCE.

Southwestern Oregon Job Vacancies by Hourly Wage Range, 2023

Wage (per hour)	Vacancies	Average Hourly Wage	Full-time Positions	Permanent Positions	Requiring Education Beyond High School	Requiring Previous Experience	Difficult to Fill
All Wage Ranges	3,301	\$22.05	83%	91%	30%	54%	73%
Less than \$20	1,609	\$15.96	70%	87%	2%	39%	63%
\$20 through \$29.99	997	\$23.89	97%	94%	50%	71%	82%
\$30 and up	469	\$39.02	92%	93%	81%	78%	96%
Unknown	226	-	98%	100%	32%	37%	52%

Source: Oregon Employment Department

Employers had the most difficulty filling their high-wage vacancies, with 96% of jobs starting at \$30 per hour or more reported as difficult.

THE OREGON JOB VACANCY SURVEY CAPTURES INFORMATION FOR NINE SUB-STATE AREAS.

Survey Region

Counties

Central Oregon/East Cascades	Crook, Deschutes, Gilliam, Hood River, Jefferson, Klamath, Lake, Sherman, Wasco, Wheeler
Clackamas	Clackamas
Eastern Oregon	Baker, Grant, Harney, Malheur, Morrow, Umatilla, Union, Wallowa
Lane	Lane
Mid-Valley	Linn, Marion, Polk, Yamhill
Northwest Oregon	Benton, Clatsop, Columbia, Lincoln, Tillamook
Portland-Metro	Multnomah, Washington
Rogue Valley	Jackson, Josephine
Southwestern Oregon	Coos, Curry, Douglas

40% VACANCIES IN OREGON WERE IN THE PORTLAND TRI-COUNTY (PORTLAND METRO AND CLACKAMAS) AREA.

Oregon Job Vacancies by Geography, 2023

Geography	Vacancies	Average Hourly Wage	Full-time Positions	Permanent Positions	Require Education Beyond High School	Require Previous Experience	Difficult to Fill
Oregon Statewide	72,815	\$25.13	82%	94%	39%	58%	61%
Portland Metro	21,685	\$28.81	91%	97%	47%	66%	51%
Mid-Valley	9,190	\$23.51	79%	96%	41%	60%	61%
East Cascades	9,024	\$23.62	74%	92%	34%	55%	70%
Lane	7,704	\$23.53	82%	97%	34%	54%	55%
Clackamas	7,481	\$26.13	80%	95%	41%	54%	60%
Rogue Valley	5,214	\$22.87	80%	94%	40%	54%	66%
Northwest Oregon	4,684	\$21.18	66%	82%	30%	48%	75%
Southwestern Oregon	3,301	\$22.05	83%	91%	30%	54%	73%
Eastern Oregon	3,035	\$20.74	80%	90%	31%	41%	73%
Multi-area or unknown	1,497	\$34.69	95%	95%	54%	86%	61%

Source: Oregon Employment Department

JOB VACANCIES HAVE DECREASED SINCE 2022 IN ALL AREAS OF THE STATE.

Oregon Job Vacancies by Geography, 2019-2023

Geography	2019	2020	2021	2022	2023	Change from 2022
Oregon Statewide	57,241	44,408	96,887	103,977	72,815	-30%
Portland Metro	21,218	13,429	28,014	30,991	21,685	-30%
Mid-Valley	7,091	6,995	12,681	15,083	9,190	-39%
East Cascades	5,673	4,402	10,771	10,697	9,024	-16%
Clackamas	5,795	3,921	10,088	11,934	7,481	-37%
Lane	5,414	4,029	8,857	10,003	7,704	-23%
Rogue Valley	4,134	3,749	8,752	8,934	5,214	-42%
Northwest Oregon	3,357	2,255	7,311	6,624	4,684	-29%
Southwestern Oregon	1,745	2,195	4,801	4,298	3,301	-23%
Eastern Oregon	2,147	2,527	4,199	4,399	3,035	-31%
Multi-area or unknown	667	906	1,413	1,014	1,497	48%

Source: Oregon Employment Department

BRIAN ROONEY, REGIONAL ECONOMIST – DOUGLAS COUNTY
BRIAN.T.ROONEY@EMPLOY.OREGON.GOV (541) 359-9546

GUY TAUER, REGIONAL ECONOMIST – COOS AND CURRY COUNTIES
GUY.R.TAUER@EMPLOY.OREGON.GOV (541) 816-8396

FOR MORE INFORMATION ABOUT JOB VACANCIES IN OREGON, VISIT THE JOB VACANCY SURVEY BOX ON THE [PUBLICATIONS PAGE AT QUALITYINFO.ORG](http://QUALITYINFO.ORG)

SIGN UP FOR THE LATEST WORKFORCE AND ECONOMIC RESEARCH WWW.QUALITYINFO.ORG/SUBSCRIBE